



● STEP 1

Remove the heat shield pannel on the burner bottom



● STEP 2

Remove the metal flex hose from rifice spud& remove the rifice from the burner tube




* you need a good screwdriver and twist it with strong force

● STEP 3

Change the ($\Phi 2.30$) rifice to ($\Phi 3.78$)



remove the ($\Phi 2.30$) rifice




install the ($\Phi 3.78$) rifice

*2 screwdrivers needed in the same time

● STEP 4

install the burner tube casing & air shutter



*Please make sure all accessories are tightened

● STEP 5

Tighten metal flex hose to the burner tube and install the heat shield panel back



● STEP 5

Remove the LP gas valve(original) to NG gas hose

