


ASSEMBLY INSTRUCTIONS.

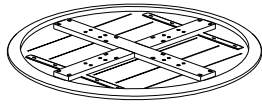
Solid Wood Dining Table



THANK YOU FOR YOUR PURCHASE!

PARTS LIST

A



Top table = 1pc

B



Leg 1=1pc

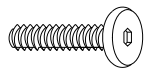
C



Leg2=1pc

HARDWARE LIST

1.Bolt



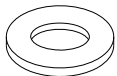
M8*60=16pcs

2.Spring washer



Dia 8.5*13=16pcs

3.Flat washer



Dia8.5*16=16pcs

4.Allen key



M4=1pc

NOTES.

Thank you for purchasing this quality product! Be sure to check all packing material carefully for small part that may have come loose inside the carton during shipping.

CAUTION:

The item is heavy, assembly should be performed by two people.

