




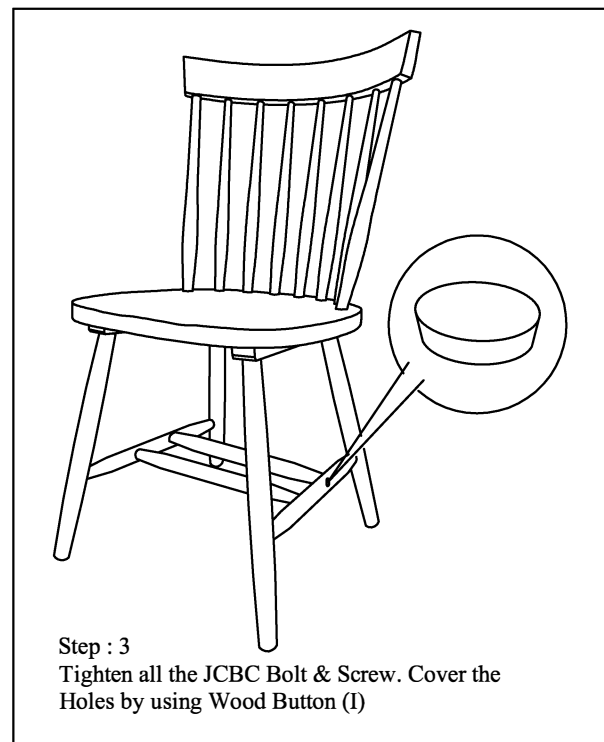
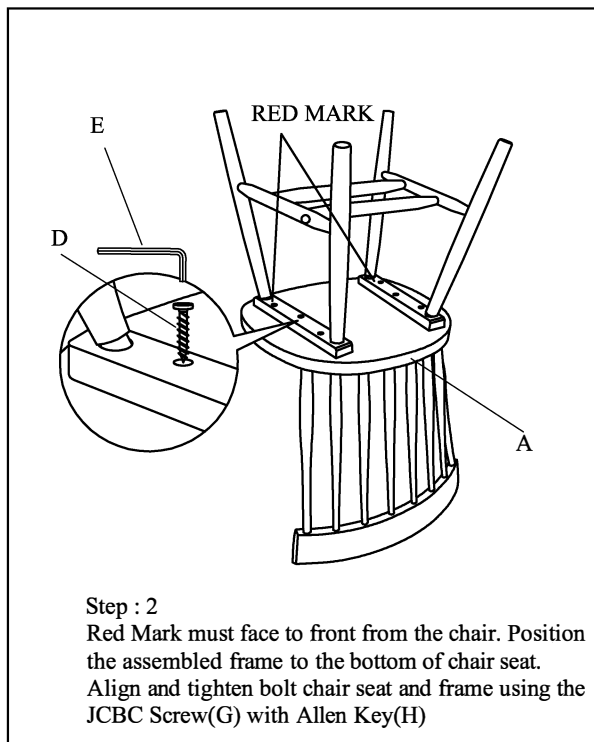
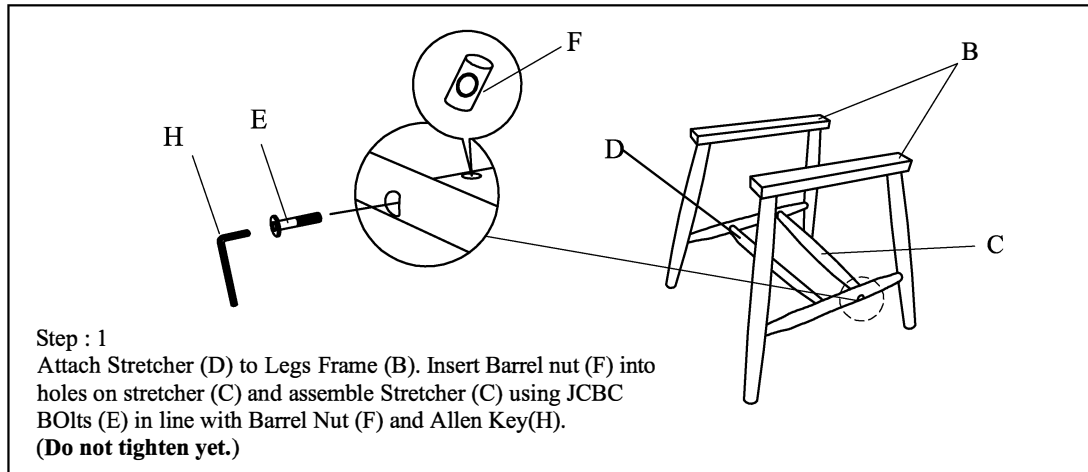


ASSEMBLY INSTRUCTION

ITEM : BLK/ESP/RED/WHT Description :
CAPRAIL WINDSOR CHAIR

No	Part List	Qty
A	Chair Back	1
B	Legs Frame	2
C	Stretchers (Short)	1
D	Stretchers (Long)	1

No	Hardware List	Qty
E	JCBC Bolt M6 x 50 mm 	2
F	Barrel Nut 	2
G	JCBC Screw M7 x 35mm 	6
H	Allen Key 	1
I	Wood Button 	2



Thank you for purchasing our product!

We appreciate your business!



- After a few days of initial assembly and chairs have acclimated to new environment retighten all hardware.

Important Notes