


# Assembly Instruction



# Thank you for choosing our product.

We are committed to delivering exceptional customer service to ensure your satisfaction.

## Parts Confirmation:

- Upon unpacking, verify that all parts listed in the manual are present.
- If any parts are missing or incorrect, please notify us immediately. We will promptly arrange replacements, or other solutions to ensure the issue is resolved.

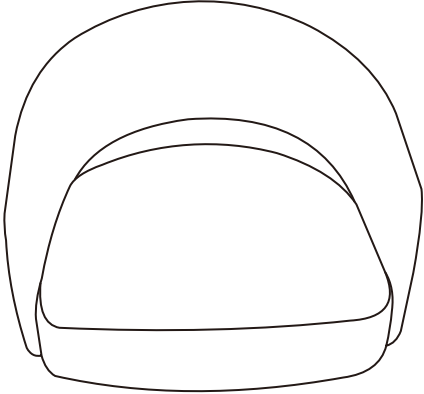
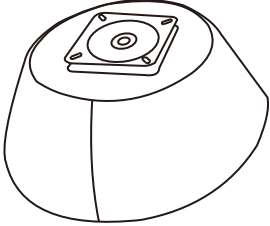
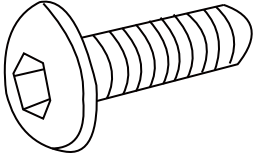

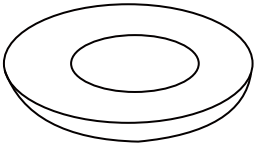
## Assembly Guidance:

- Carefully review the instruction manual before assembly.
- The manual has detailed steps, but it might not cover all situations. If you need help or have questions, contact us and we'll respond quickly.

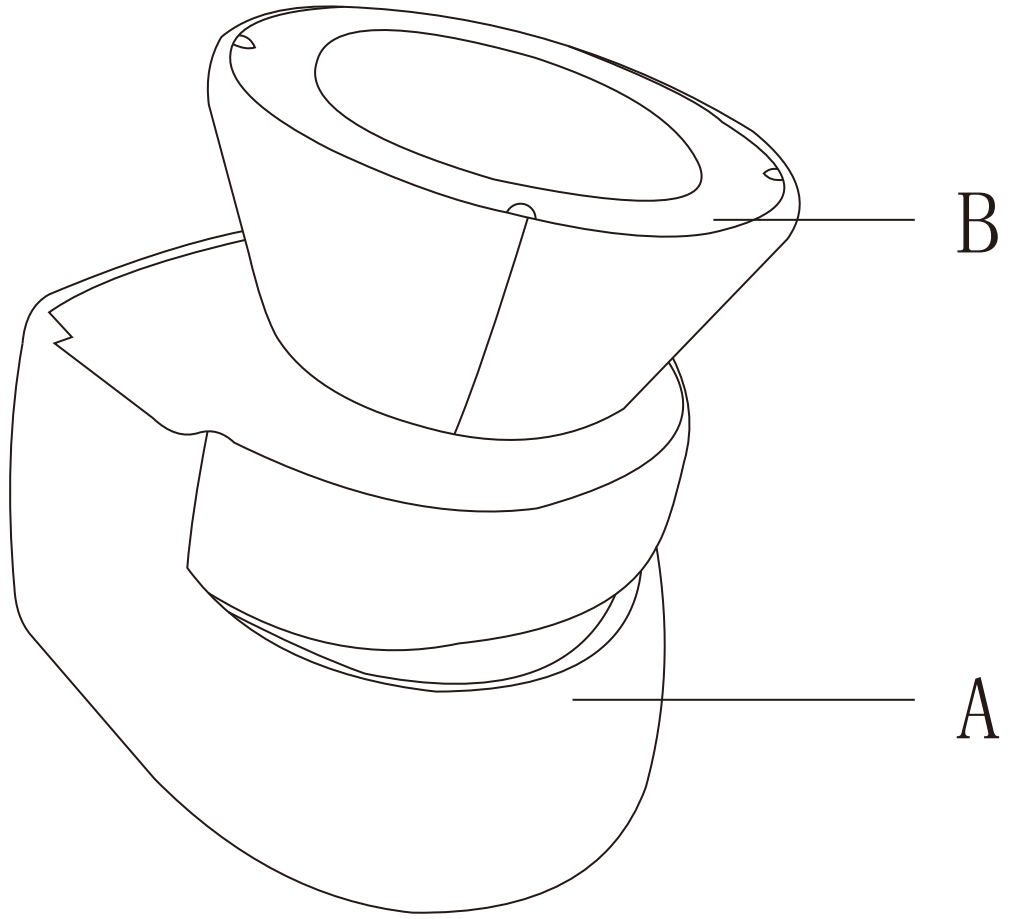
## Shipping Note

- If you purchased multiple packs, kindly note that the items in your order might come in separate packages. We appreciate your patience during delivery.

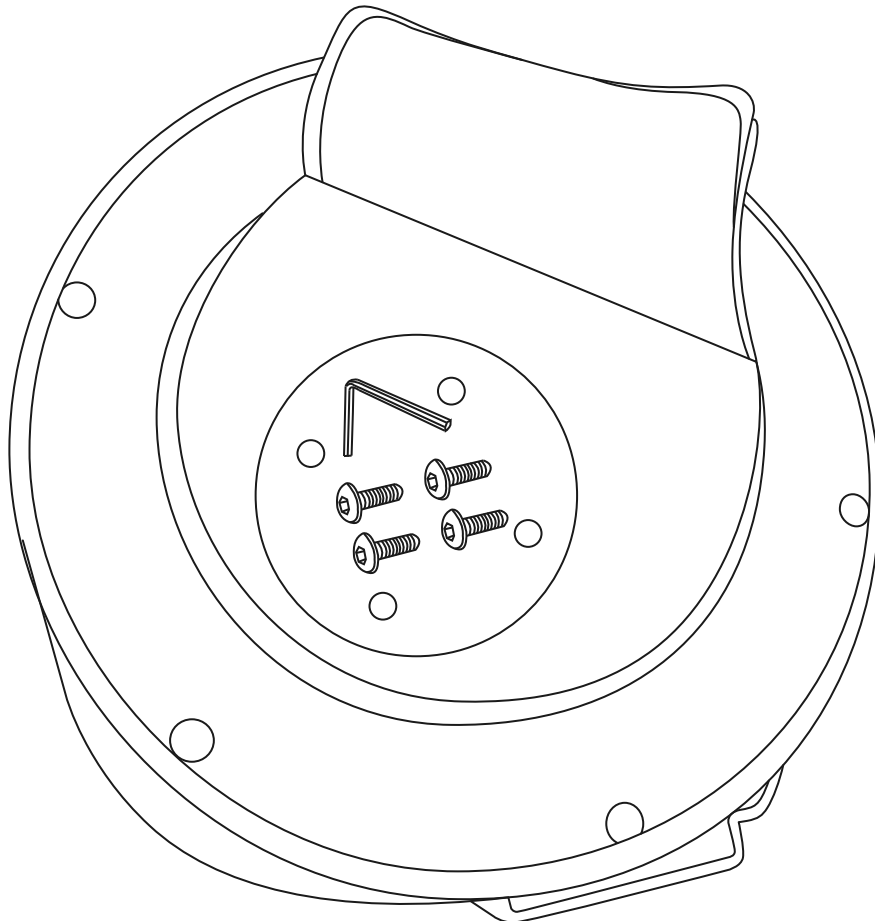
# Parts List

| Number | Part  | Qty  |
|--------|---|------|
| A      |    | X1PC |
| B      |   | X1PC |
| C      |  | X4PC |
| D      |  | X1PC |
| E      |  | X4PC |

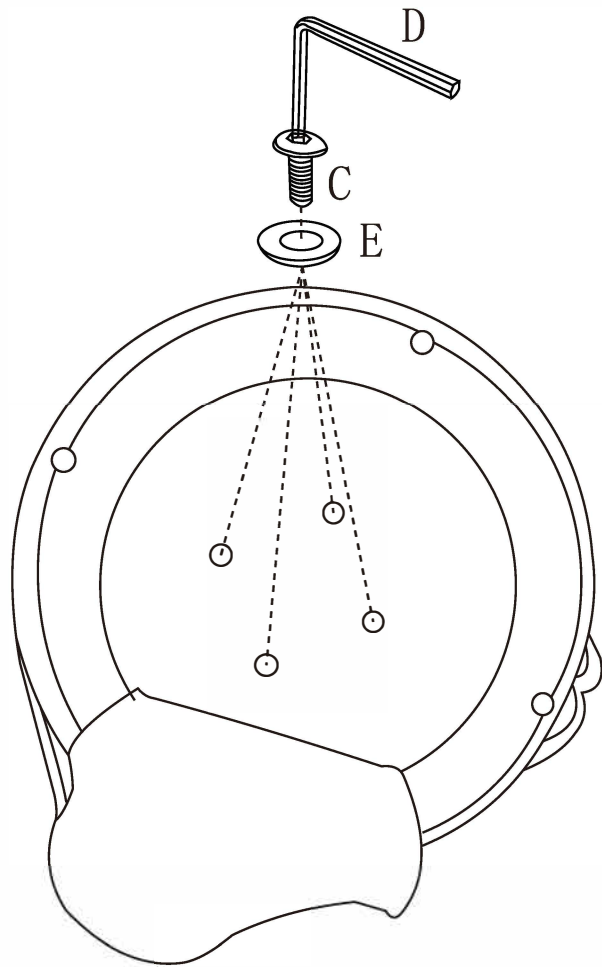
Step 1




Step 2






### Step 3






### Step 4



## Safety Guidelines

-  Periodically inspect and tighten bolts to prevent loosening during use.
-  Ensure all hardware remains securely fastened before using.
-  Do not allow children to climb or jump on the stool.

## Care Instructions

-  Avoid placing hot items, direct sunlight, or harsh chemicals on the furniture.
-  Wipe dust with a soft, clean, lint-free cloth.
-  Note: Indoor Use Only: Do not place the furniture outdoors or in damp environments.

**Thank you for your purchase**