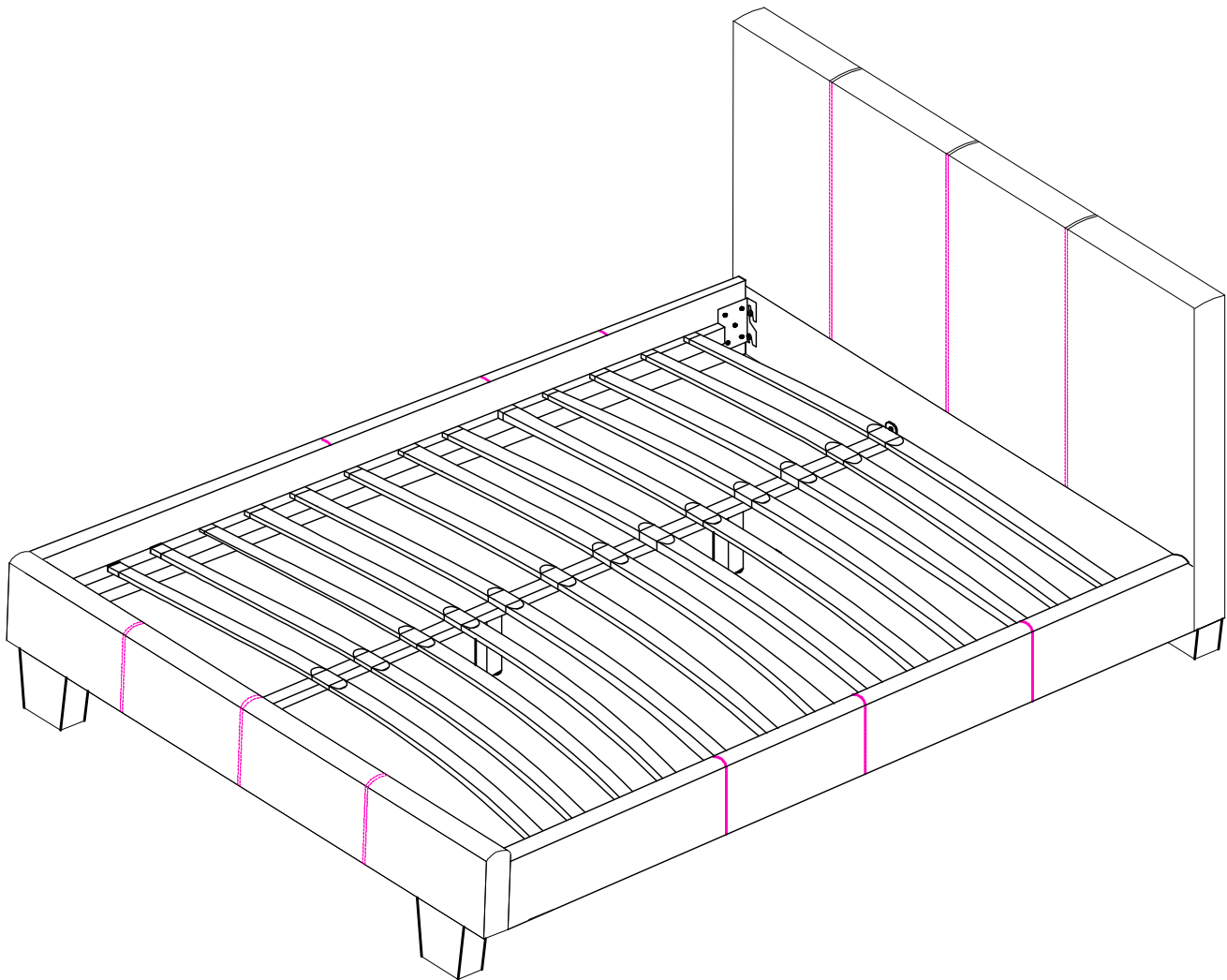



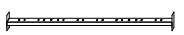













ASSEMBLY INSTRUCTION

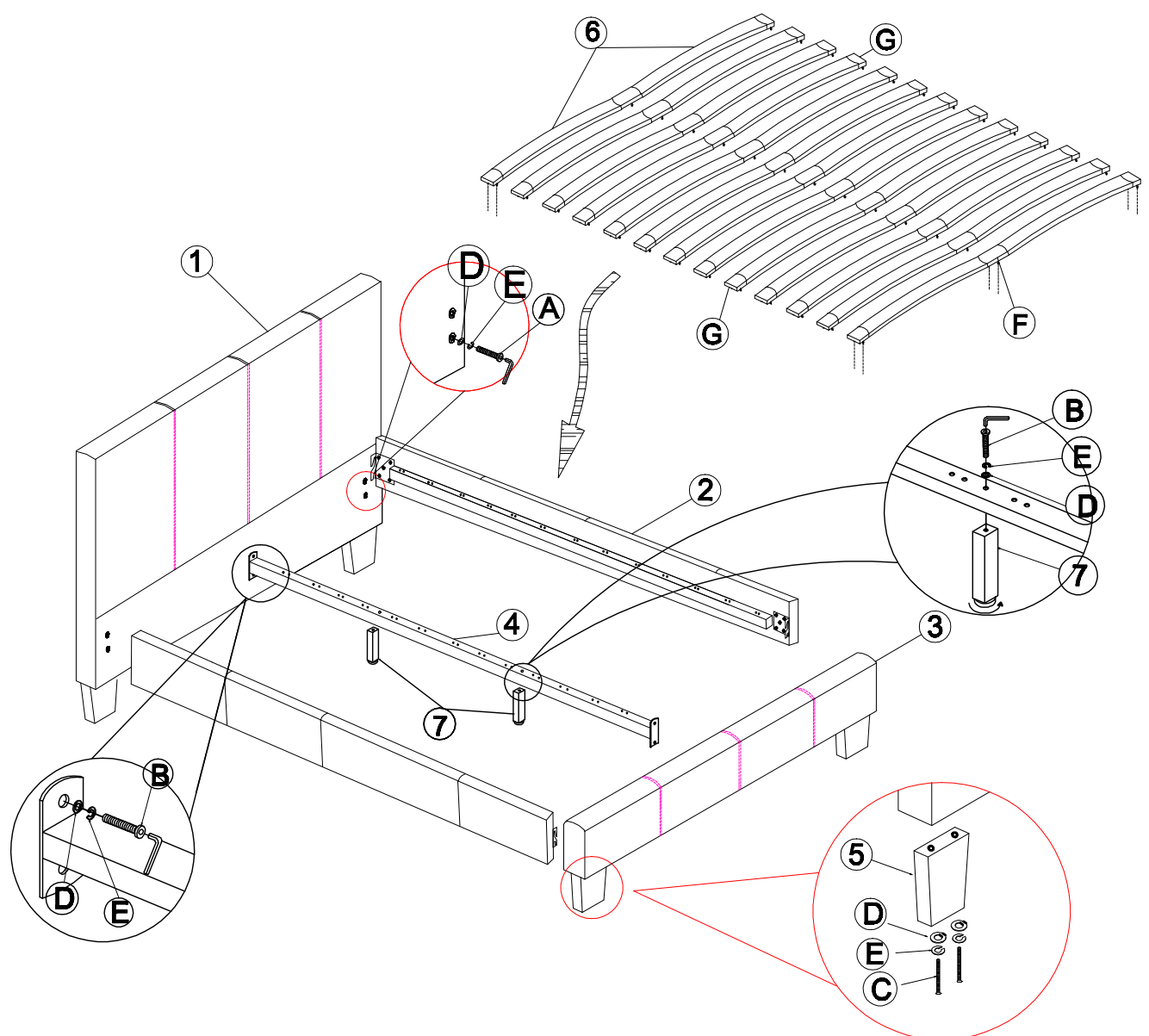
Item No:CM7008Q/F



Do not tighten screws until completely assembled.

| PARTS IDENTIFICATION | | | |
|----------------------|---|----------------------|----------|
| NO | Part | Sketch | Quantity |
| 1 |  | HEAD BOARD | 1PC |
| 2 |  | SIDE RAIL | 2PCS |
| 3 |  | FOOT BOARD | 1PC |
| 4 |  | CENTRAL SUPPORT RAIL | 1PC |
| 5 |  | FEET | 4PCS |
| 6 |  | BED SLATS | 26PCS |
| 7 |  | SUPPORT LEGS | 2PCS |

| HARDWARE LIST | | | |
|---------------|--|--------------------------|----------|
| NO | Shape | Specification | Quantity |
| A |  | SCREW (M8x25mm) | 8PCS |
| B |  | SCREW (M8x40mm) | 6PCS |
| C |  | SCREW (M8x100mm) | 8PCS |
| D |  | WASHER | 22PCS |
| E |  | SPRING WASHER | 22PCS |
| F |  | CENTER PLASTIC CONNECTOR | 13PCS |
| G |  | END CAP | 26PCS |
| H |  | WRENCH | 1PC |



Do not tighten screws until completely assembled.