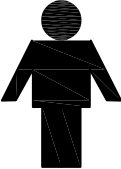











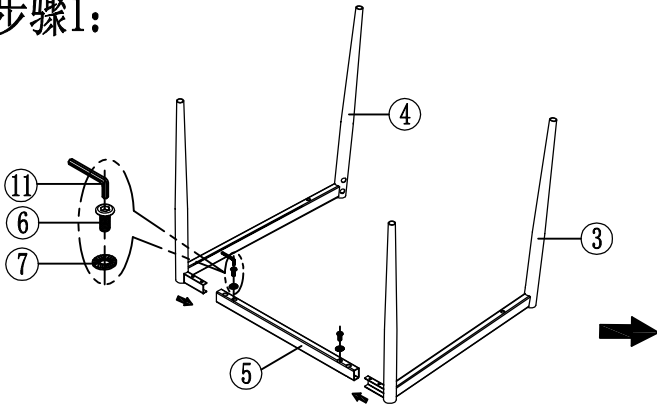


# ASSEMBLY INSTRUCTION

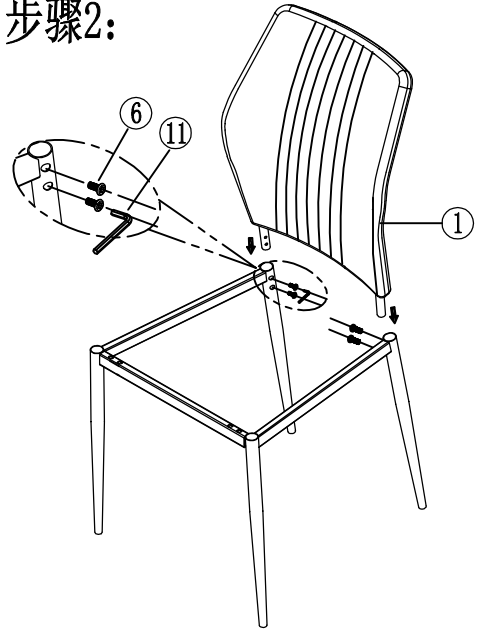
	<p>①  靠背×1</p>	<p>②  坐垫×1</p>	<p>③  下架×1</p>	<p>④  下架×1</p>	<p>⑤  连管×1</p>
	<p>⑥  M6×10 螺丝×6</p>	<p>⑦  M6 垫片×2</p>	<p>⑧  M6×40 螺丝×2</p>	<p>⑨  M5×45 螺丝×2</p>	<p>⑩  φ6×16 垫片×2</p>

⑪   
4#  
扳手×1


步骤1:



步骤2:



完成:



步骤3:

