


4414 BEVEL PULL

12" CTC



SPECIFICATIONS

STYLE	Traditional
PROJECTION	1.35

4414 BEVEL PULL

12" CTC



ESTATE PORTFOLIO

Model Number:
4414.044

Key Features

- ✓ This family is available in a knob, and 4", 6", 12", and 18" Pull
- ✓ Solid brass construction, feeling the difference in quality in every piece of cabinet hardware.
- ✓ Baldwin's Satin Brass finish is warm, smooth, and is covered with a Limited Lifetime Finish™ Warranty for enduring elegance, no matter the climate.
- ✓ Mounting Hardware included

FINISHES OPTIONS




Satin Nickel - 150, US15



Lifetime (PVD) Polished Nickel - 055




Polished Chrome - 260



Lifetime (PVD) Satin Brass - 044



Satin Black - 190



Venetian Bronze - 112, 11P



Non-lacquered Brass - 031

all measurements in inches

SPECIFICATIONS

STYLE	Traditional
PROJECTION	1.35