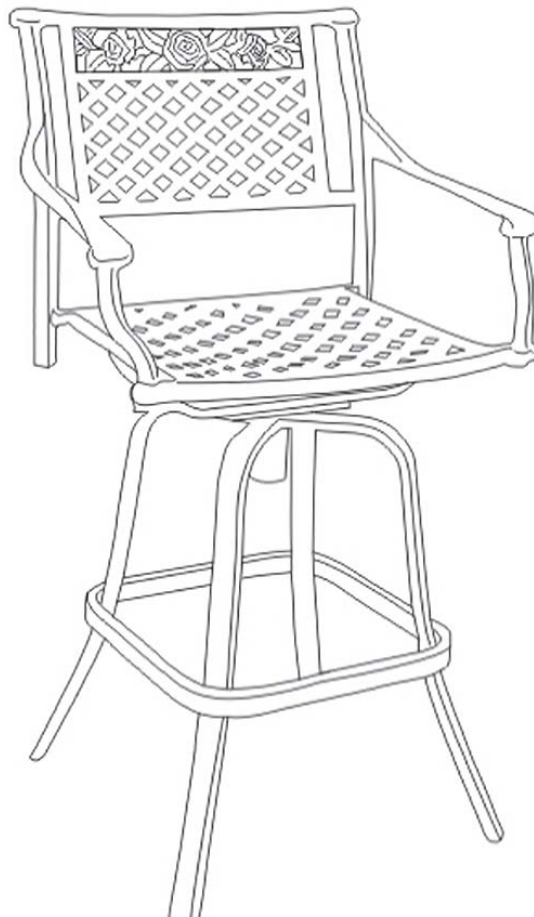



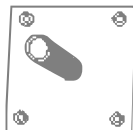

Assembly Instructions

Caution : You must read this before you proceed

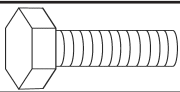




Swivel Barstool



Parts List

Label	Picture	Description	QTY
A		Seat	1
B		Iron Plate	1
C		Chair Leg Base	1

Hardware

Label	Picture	Description	QTY
①		Bolts(M8*35mm)	5
②		Flat Washers	9
③		Spring Washers	5
④		Nuts	5
⑤		Spanners	2

Assembly Preparation

Before Beginning Assembly:



- Read instructions, cover to cover-



- Have 2 adults on hand for assembly-



- Do not assemble on flooring or carpet-



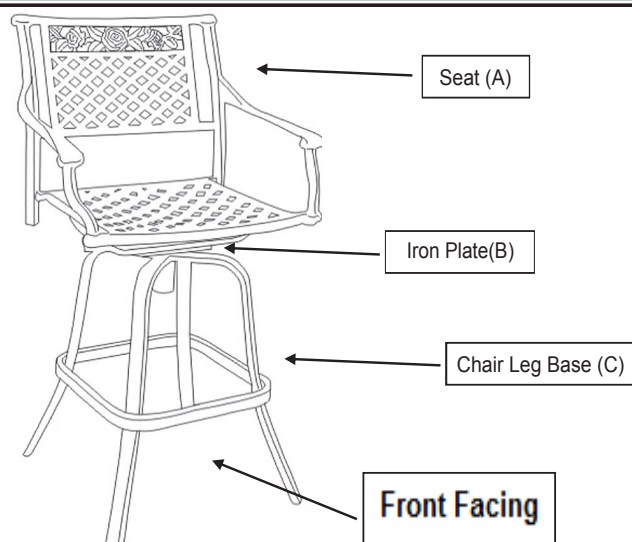
- Assemble on a clean non-marring surface (packing foam)-



- Save all packaging until finished-


Assembly Steps

Overview



This Barstool has multiple parts and may require up to some 30 minutes to assemble. To give you an overview of the 2 parts, the above picture is to help you put the various parts into perspective. Please read through the instructions below to familiarise yourself with the parts and steps before assembly.

Step 1



Attach the Iron Plate to the Seat.

Align the holes on the bottom of the seat with the holes on the Iron Plate.

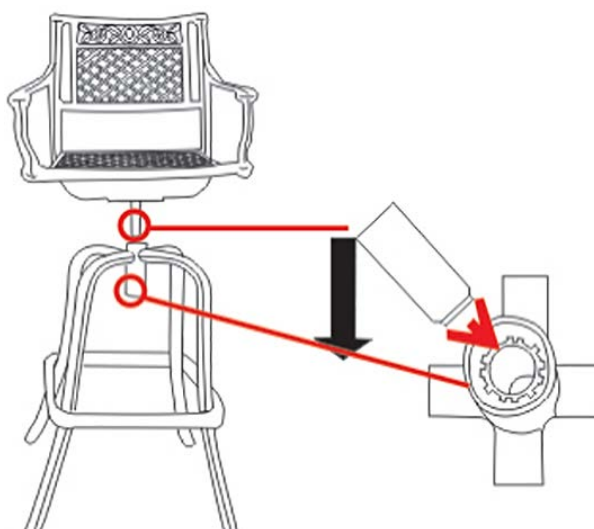
Insert Flat washers(②) to the Bolts(①), then insert the bolts from the holes on the seat to the holes on the Iron Plate.

Put Flat washers(②) + Spring washers(③) + Nuts(④) to the Bolts, partially tighten all bolts into position.

Once all Bolts and Nuts are in position, use one Spanner (⑤) to hold the Bolt, and the other Spanner to turn lock the Nut.

Do this in a sequential manner.

Step 2



Attach the Seat with attached Iron Plate to the Chair Leg Base as pictured above.

The Stem from the Iron Plate is to be aligned and fully inserted into the end of the Chair Leg Base Stem.

Once into its housing, exert force and weight on the chair seat so as to force the Chair Seat into a locking position into the Chair Leg Base stem.

Make sure that the Chair Seat and the Chair Leg Base is fully and firmly attached together as one complete piece.

The Barstool is ready for use.

This Chair can only be used on a flat, level surface.

Care & Maintenance

-   ● Do not put hot items directly on furniture surface.
 -   ● Do not clean furniture with harsh cleansers or polish.
 -   ● To obtain the longest lifespan of your outdoor products, minimizing exposure to direct sunlight is recommended.
 -   ● Children should not climb or jump on the furniture.
 -   ● Do not write on furniture without a padded barrier to protect the surface.
 -   ● To obtain the longest lifespan of your outdoor products, avoid extended and lengthy exposure to rain, snow, and direct sunshine. Whenever possible cover the product and /or place under patio or awnings.
 -   ● Not for commercial use. For residential use only.
 -   ● Stains may be removed with mild soap solution and damp cloth.
-
-   ● Dust and pick-up spills using a clean, non-colored, lint-free cloth.

Questions & Answers about Proposition 65

• What is Proposition 65?

Proposition 65 requires businesses to provide warnings to Californians about significant exposures to chemicals that cause cancer, birth defects or other reproductive harm. These chemicals can be in the products that Californians purchase, in their homes or workplaces, or that are released into the environment. By requiring that this information be provided, Proposition 65 enables Californians to make informed decisions about their exposures to these chemicals.

Proposition 65 also prohibits California businesses from knowingly discharging significant amounts of listed chemicals into sources of drinking water.

Proposition 65 requires California to publish a list of chemicals known to cause cancer, birth defects or other reproductive harm. This list, which must be updated at least once a year, has grown to include approximately 900 chemicals since it was first published in 1987.

• What types of chemicals are on the Proposition 65 list?

The list contains a wide range of naturally occurring and synthetic chemicals that include additives or ingredients in pesticides, common household products, food, drugs, dyes, or solvents. Listed chemicals may also be used in manufacturing and construction, or they may be byproducts of chemical processes, such as motor vehicle exhaust.

• What does a warning mean?

If a warning is placed on a product label or posted or distributed at a workplace, a business, or in rental housing, the business issuing the warning is aware or believes that it is exposing individuals to one or more listed chemicals.

By law, a warning must be given for listed chemicals unless the exposure is low enough to pose no significant risk of cancer or is significantly below levels observed to cause birth defects or other reproductive harm.

• Where can I get more information on Proposition 65?

If you have specific questions on the administration or implementation of Proposition 65, you can contact OEHHA's Proposition 65 program at P65.Questions@oehha.ca.gov, or by phone at (916) 445-6900.