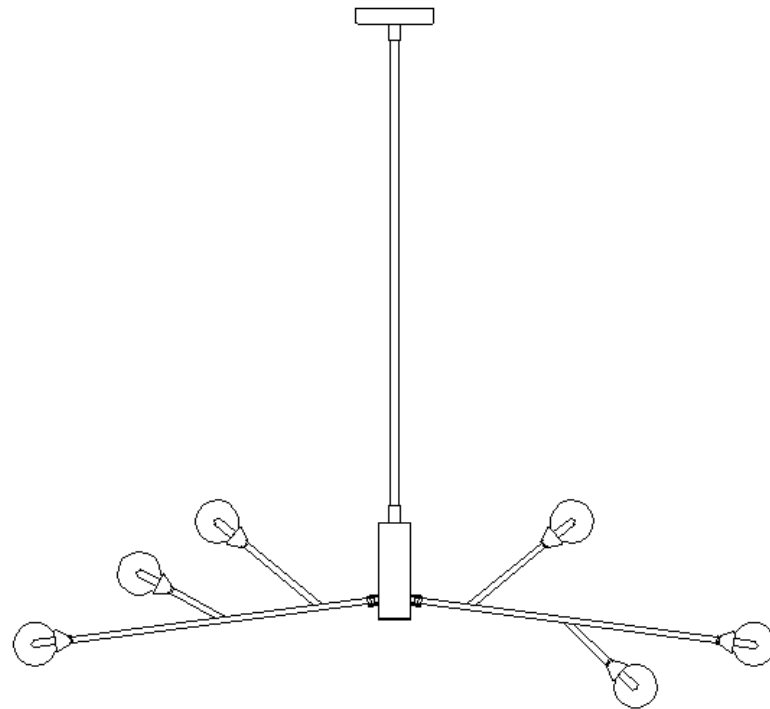


ASSEMBLY INSTRUCTIONS.

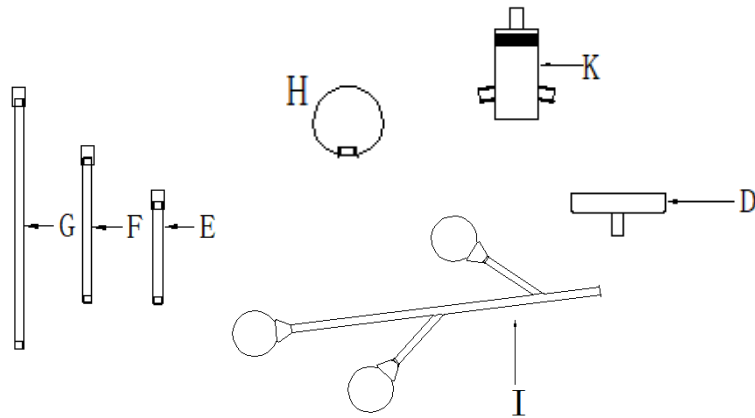
PENDANT LAMP



THANK YOU FOR YOUR PURCHASE!

PARTS AND HARDWARE.

D canopy x1 E iron pipe x1 F iron pipe x2
 G iron pipe x1 H glass ball x15 I arms x5
 K lampbody x1



NOTES.

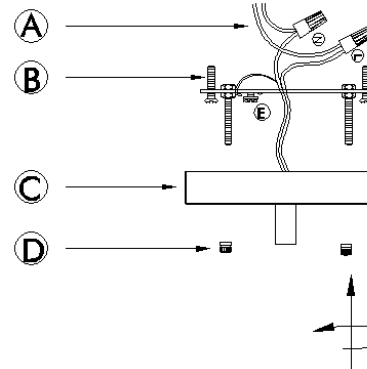
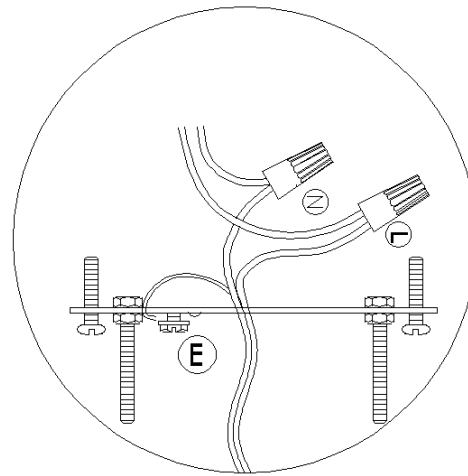
Thank you for purchasing this quality product! Be sure to check all packing material carefully for small part that may have come loose inside the carton during shipping.

ELECTRICAL .

This product requires working with electricity. ensure power is completely off before beginning assembly and take safety precautions to prevent electrical shock.

STEP 1.

- (N) Neutral
- (E) Earth
- (L) Line



STEP 2.

