



Avantis®
Toilet Seat
K-4761-BN

Features

- Solid wood seat and lid.
- Metal hinges.
- Brushed Nickel hinges.
- Elongated closed-front seat.
- Quiet-Close™ lid and ring prevents slamming.
- Quick-Release™ hinge caps snap open and seat pulls forward for removal.
- Ergonomically contoured seat for user comfort.
- Hinge cap snaps open to release.
- Seat pulls forward for removal.
- Ergonomic lid for easy opening.



Codes/Standards



IAPMO/ANSI Z124.5

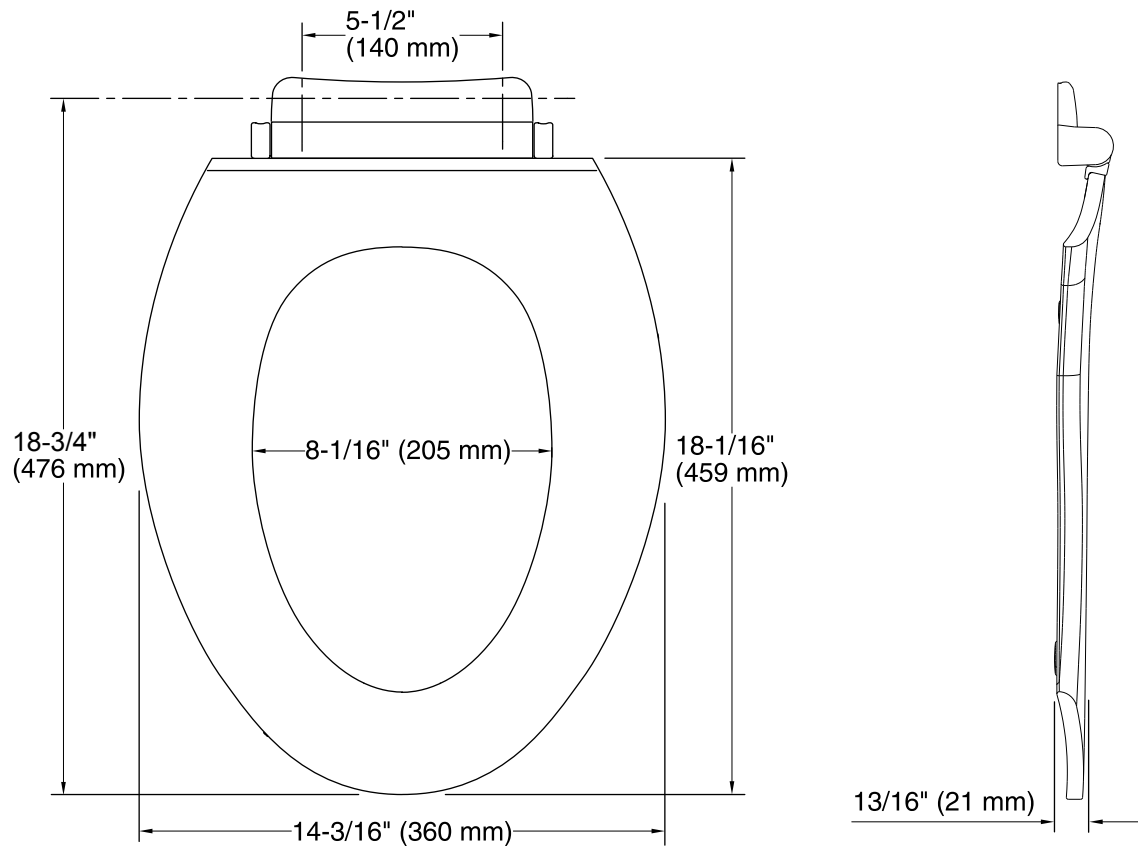
KOHLER® One-Year Limited Warranty

See website for detailed warranty information.

Available Color/Finishes

Color tiles intended for reference only.

Color	Code	Description
	LAW	Light Antique Walnut
	DAW	Dark Antique Walnut



Technical Information

All product dimensions are nominal.

Seat shape type: Elongated
 Seat front type: Closed front
 Seat hinge type: Quiet-Close™, Quick-Release™
 Seat-mounting holes: 5-1/2" (140 mm)

Notes

Install this product according to the installation guide.