

[RIGHT-FACING CHAISE]

ASSEMBLY INSTRUCTION FOR MODEL NO. : S123 JOY

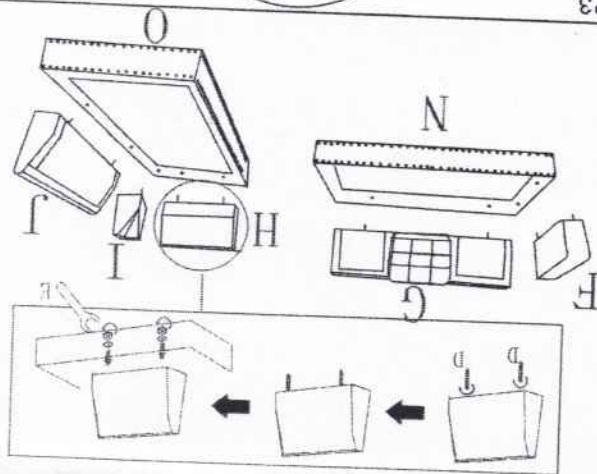
Please choose the CHAISE will be on the LEFT or RIGHT hand side

*****NOTICE BEFORE ASSEMBLY*****

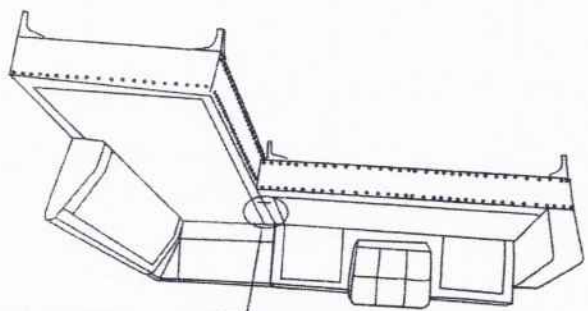
RIGHT-FACING CHAISE

- A x 8
- B x 32
- C x 2
- D x 10
- E x 1
- F x 1
- G x 1
- H x 1
- I x 1
- J x 1
- K x 1
- L x 1
- M x 3
- N x 10
- O x 1
- P x 2
- Q x 1
- R x 1
- S x 4

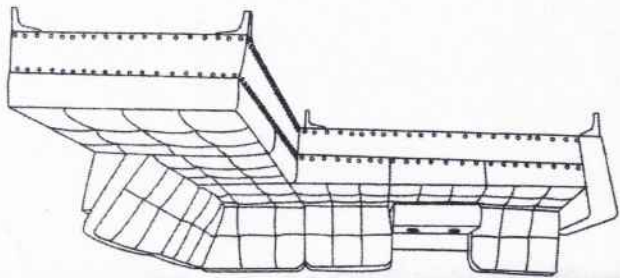
STEP1



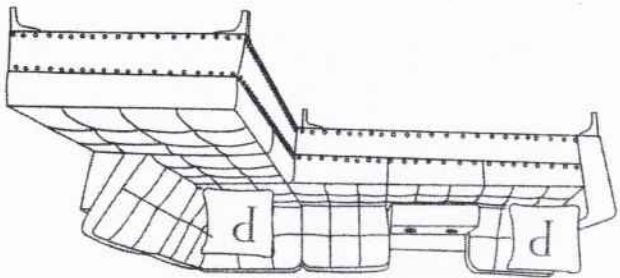
STEP3



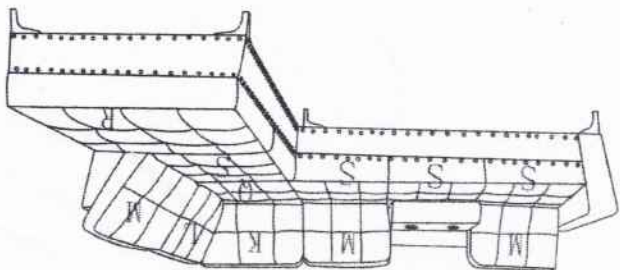
STEP5



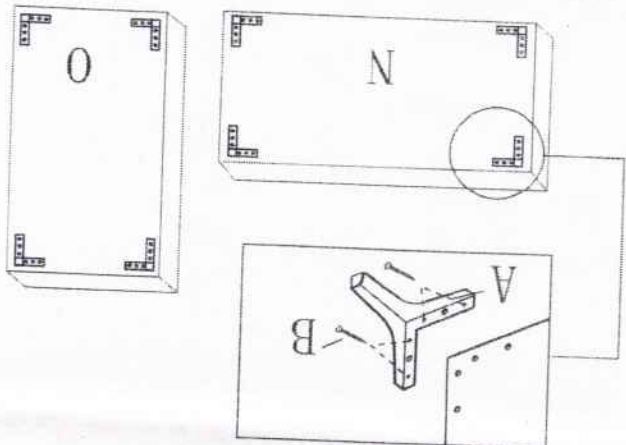
STEP6



STEP4



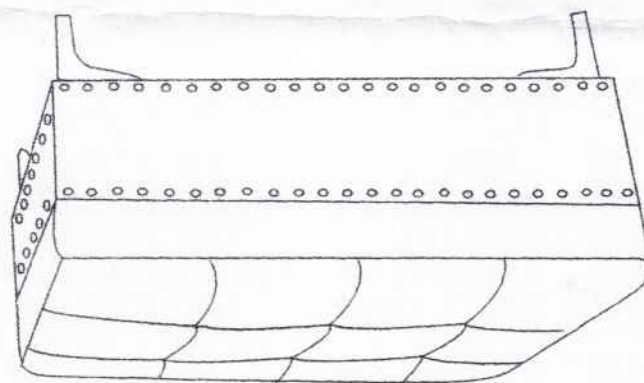
STEP2



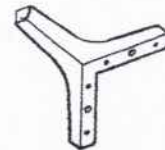
*****NOTICE BEFORE ASSEMBLY*****

ASSEMBLY INSTRUCTION FOR MODEL NO. : S123 JOY

OTTOMAN




Part list



A x 4

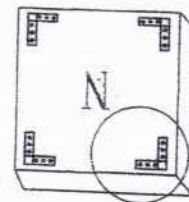
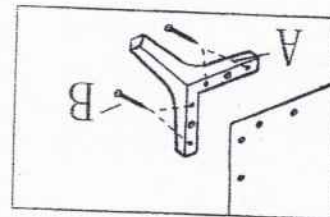


B x 8



C x 1

STEP1



STEP2

