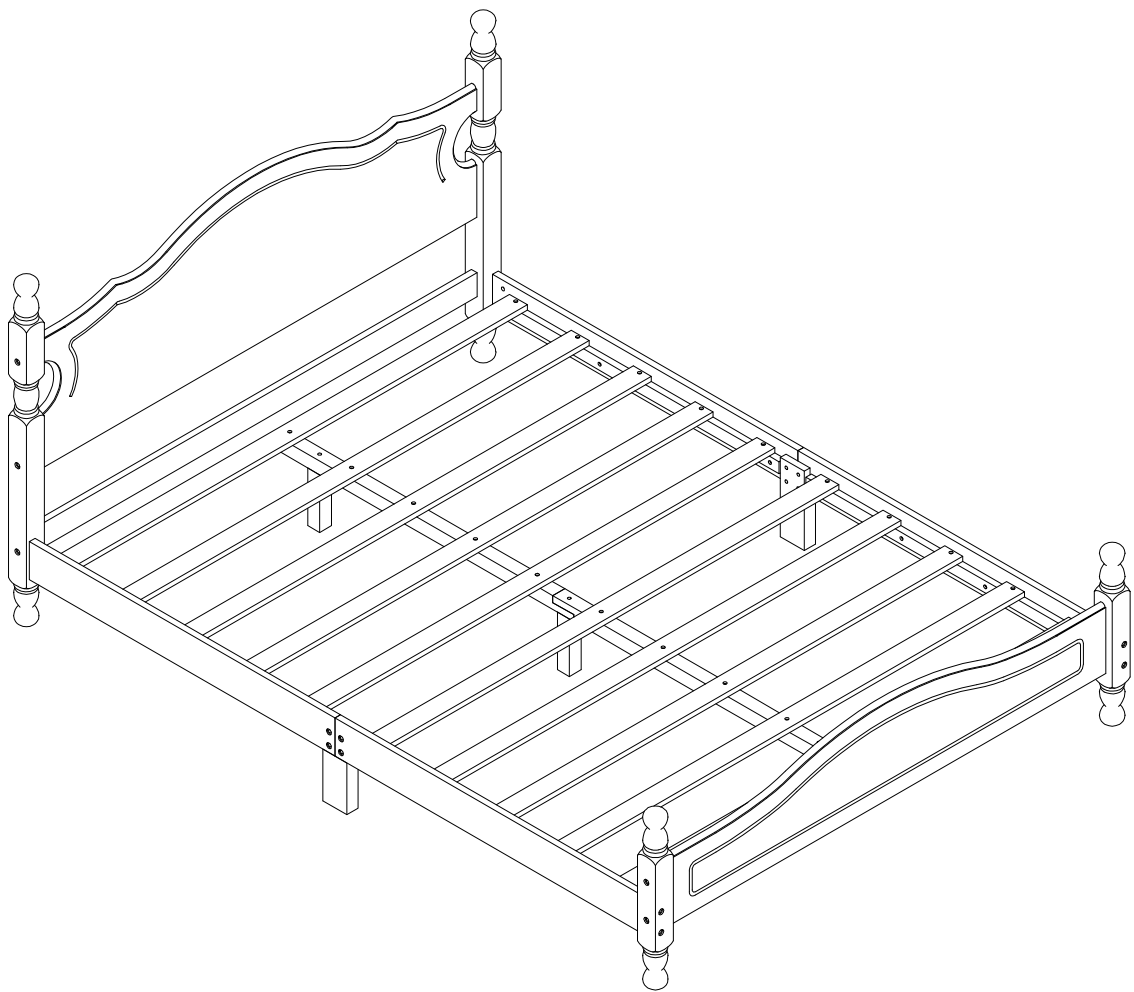
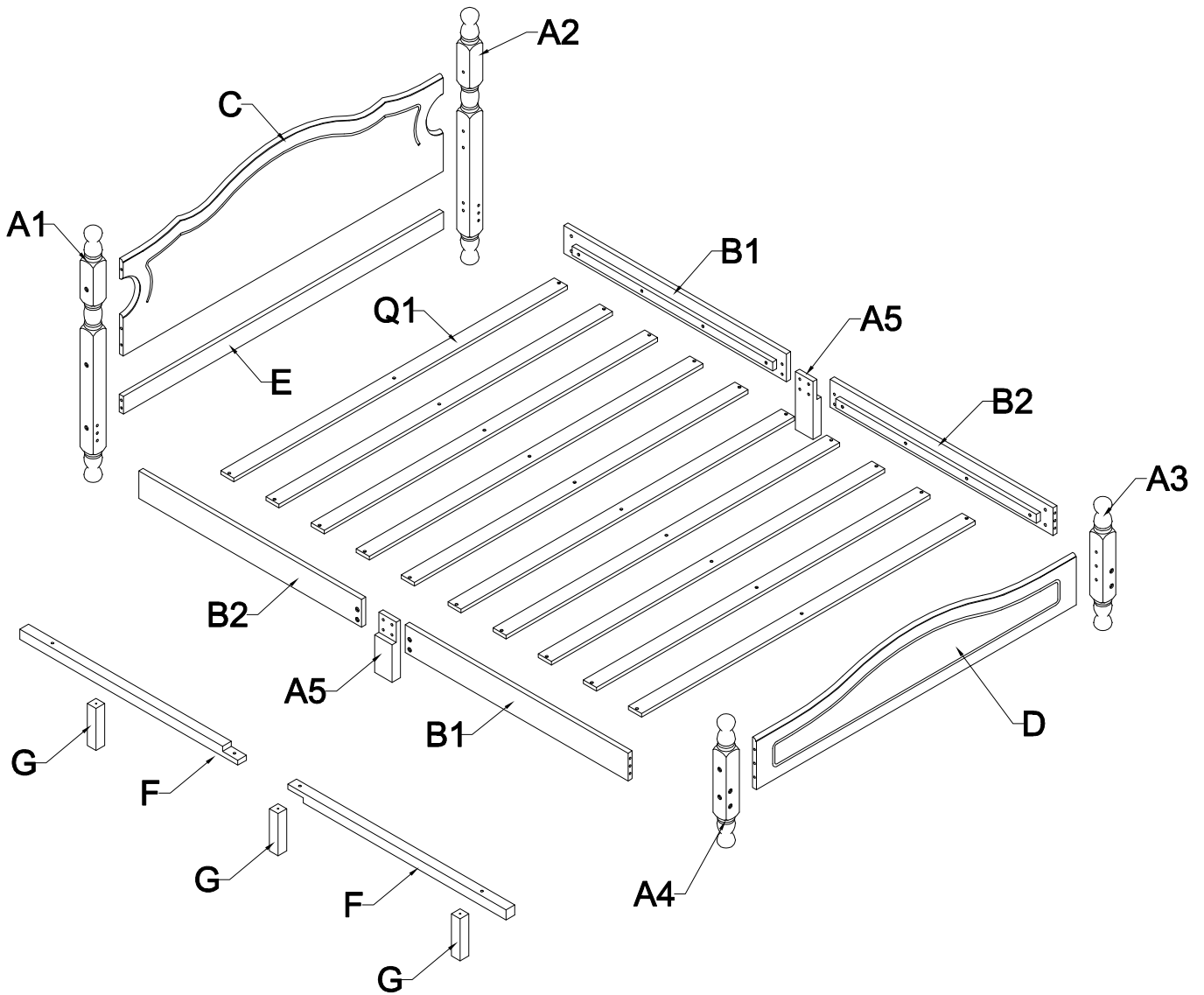





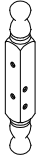
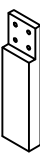
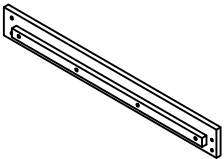
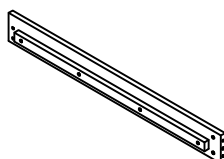
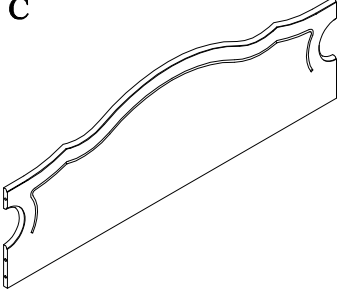
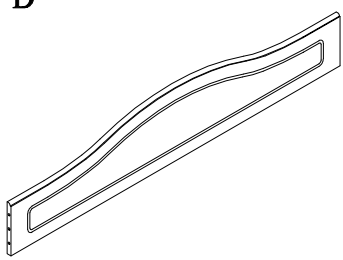
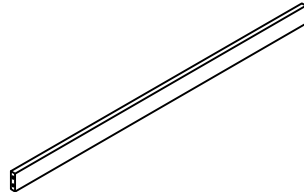
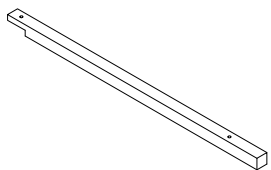

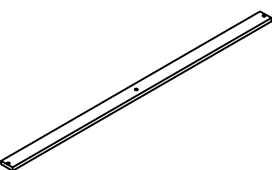
# ASSEMBLY INSTRUCTIONS





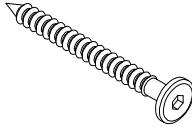


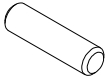
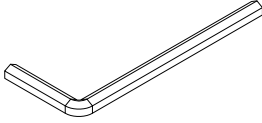
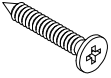
# DETAIL VIEW

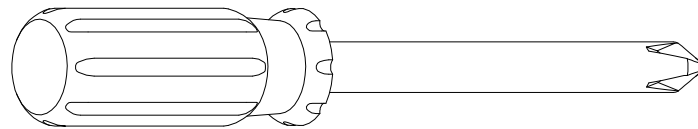


# BOX 1:

<p><b>A1</b></p>  <p><b>Front leg - left (1pc)</b></p>	<p><b>A2</b></p>  <p><b>Back leg - left (1pc)</b></p>	<p><b>A3</b></p>  <p><b>Back leg - right (1pc)</b></p>	<p><b>A4</b></p>  <p><b>Front leg - right (1pc)</b></p>
<p><b>A5</b></p>  <p><b>Middle leg (2pcs)</b></p>	<p><b>B1</b></p>  <p><b>Side rail - left (2pcs)</b></p>	<p><b>B2</b></p>  <p><b>Side rail - right (2pcs)</b></p>	<p><b>C</b></p>  <p><b>Headboard panel (1pc)</b></p>
<p><b>D</b></p>  <p><b>Footboard panel (1pc)</b></p>	<p><b>E</b></p>  <p><b>Horizontal rail (1pc)</b></p>	<p><b>F</b></p>  <p><b>Support slats (2pcs)</b></p>	<p><b>G</b></p>  <p><b>Extra leg (3pcs)</b></p>
<p><b>Q1</b></p>  <p><b>Slats (10pcs)</b></p>			


# HARDWARE LIST:


<p>1</p>  <p>Hex - Head bolts Ø1/4" * 110- 18pcs</p>	<p>2</p>  <p>Hex - Head bolts Ø1/4" * 30- 8pcs</p>	<p>3</p>  <p>Hexagonal bolts catch wood Ø6 * 70 - 3pcs</p>	<p>4</p>  <p>Horizontal - Hold bolts Ø1/4" - 18pcs</p>
<p>5</p>  <p>Canopy head though Ø1/4" - 8pcs</p>	<p>6</p>  <p>Wood dowel Ø8 * 30 - 10pcs</p>	<p>7</p>  <p>Allen key K4 - 2pcs</p>	<p>8</p>  <p>Wood crews M4 * 30 - 30pcs</p>




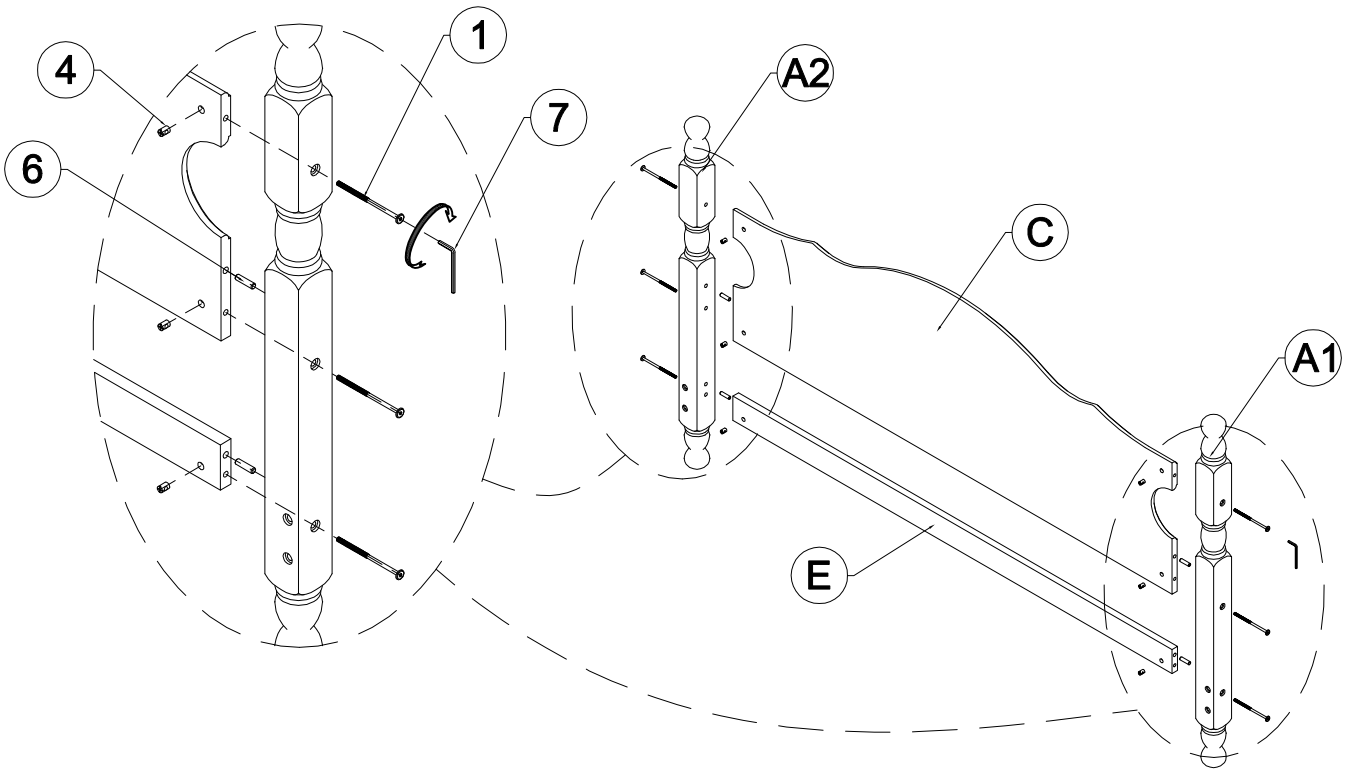
**Assembly Tools Required (Not Included)**

# STEP 1


1  
  
Hex - Head bolts  
Ø1/4" \* 110 - 6pcs


4  
  
Horizontal - Hold bolts  
Ø1/4" - 6pcs


6  
  
Wood dowel  
Ø8 \* 30 - 4pcs

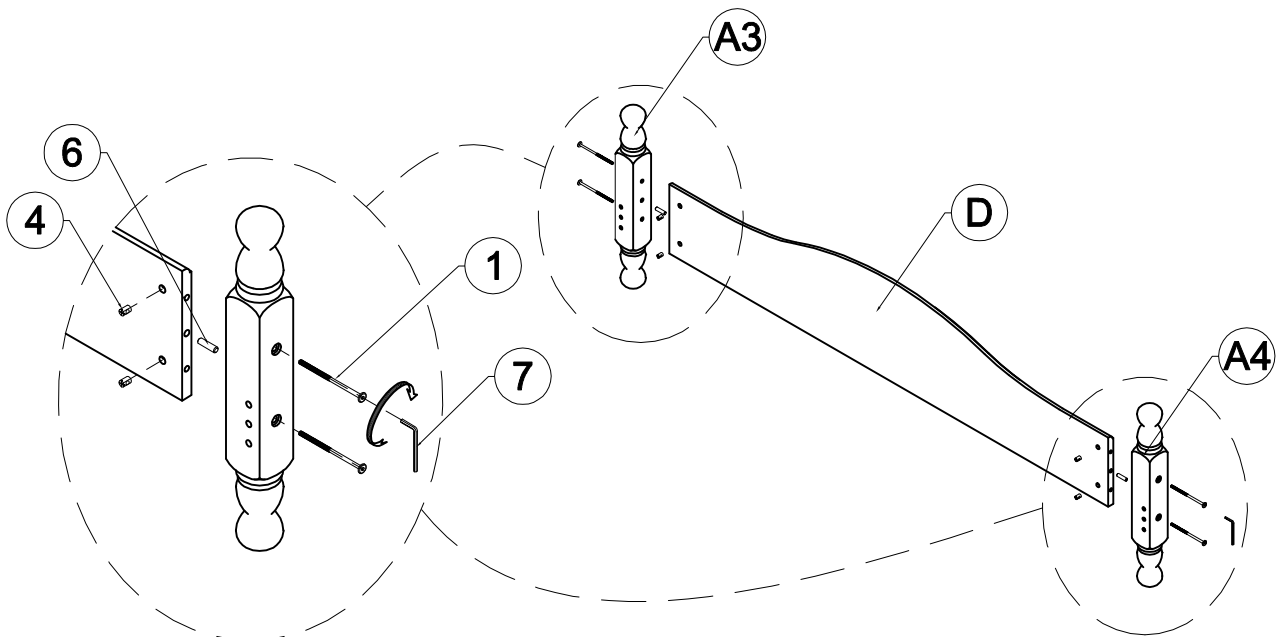


# STEP 2

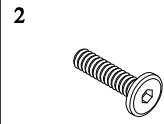
1  
  
Hex - Head bolts  
Ø1/4" \* 110 - 4pcs

4  
  
Horizontal - Hold bolts  
Ø1/4" - 4pcs

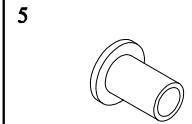
6  
  
Wood dowel  
Ø8 \* 30 - 2pcs



# STEP 3

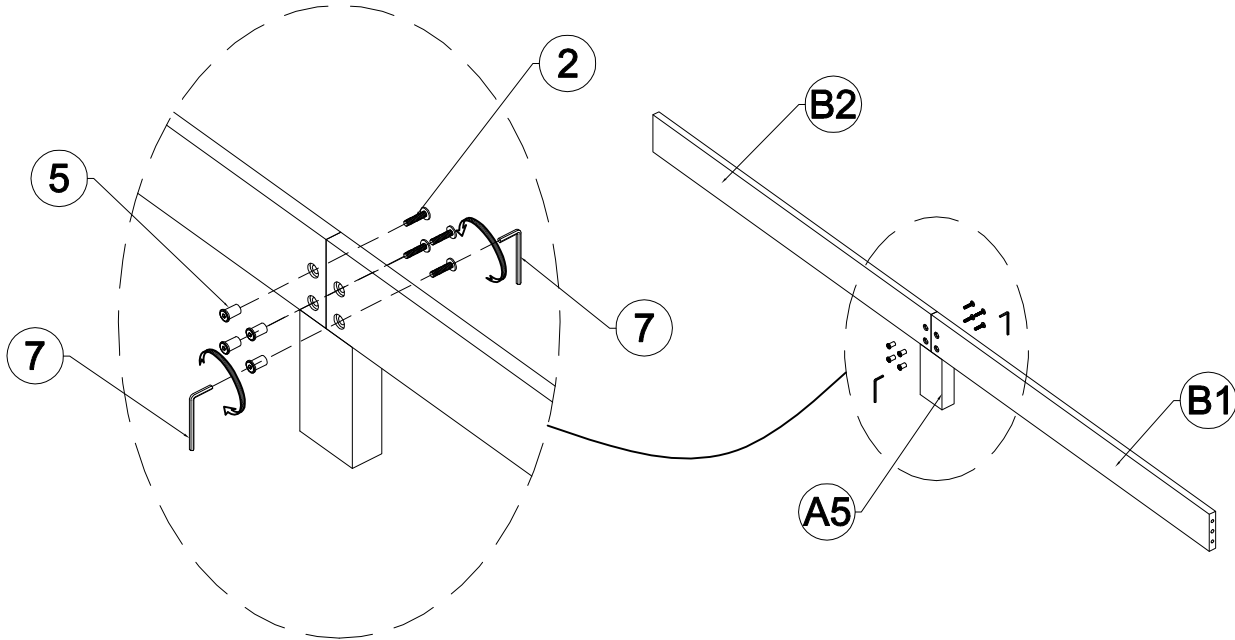


Hex - Head bolts  
Ø1/4" \* 30- 8pcs

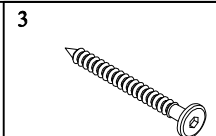


Canopy head though  
Ø1/4" - 8pcs

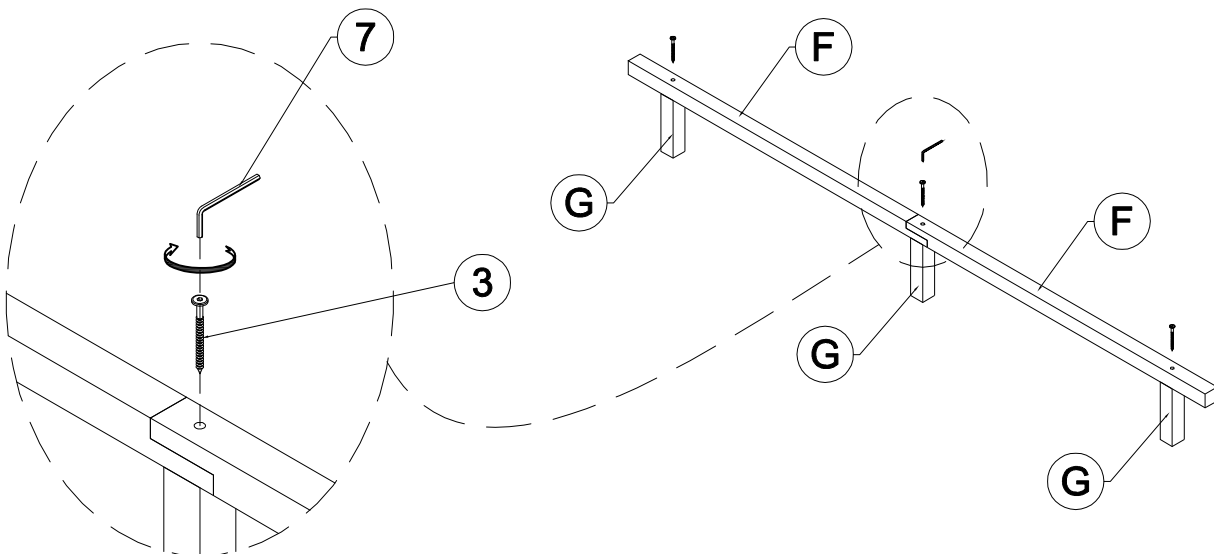
X 2






# STEP 4

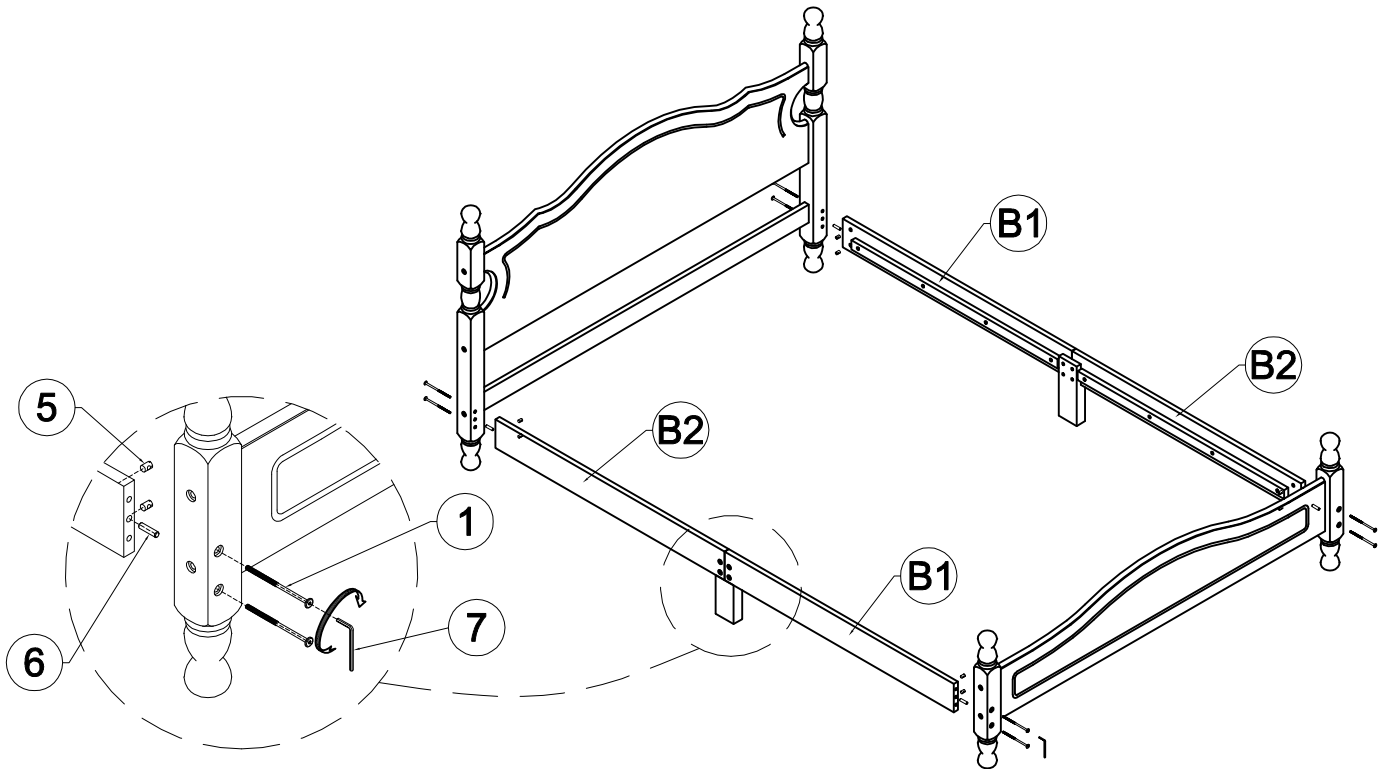


Hexagonal bolts catch wood  
Ø6 \* 70 - 3pcs



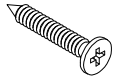
# STEP 5

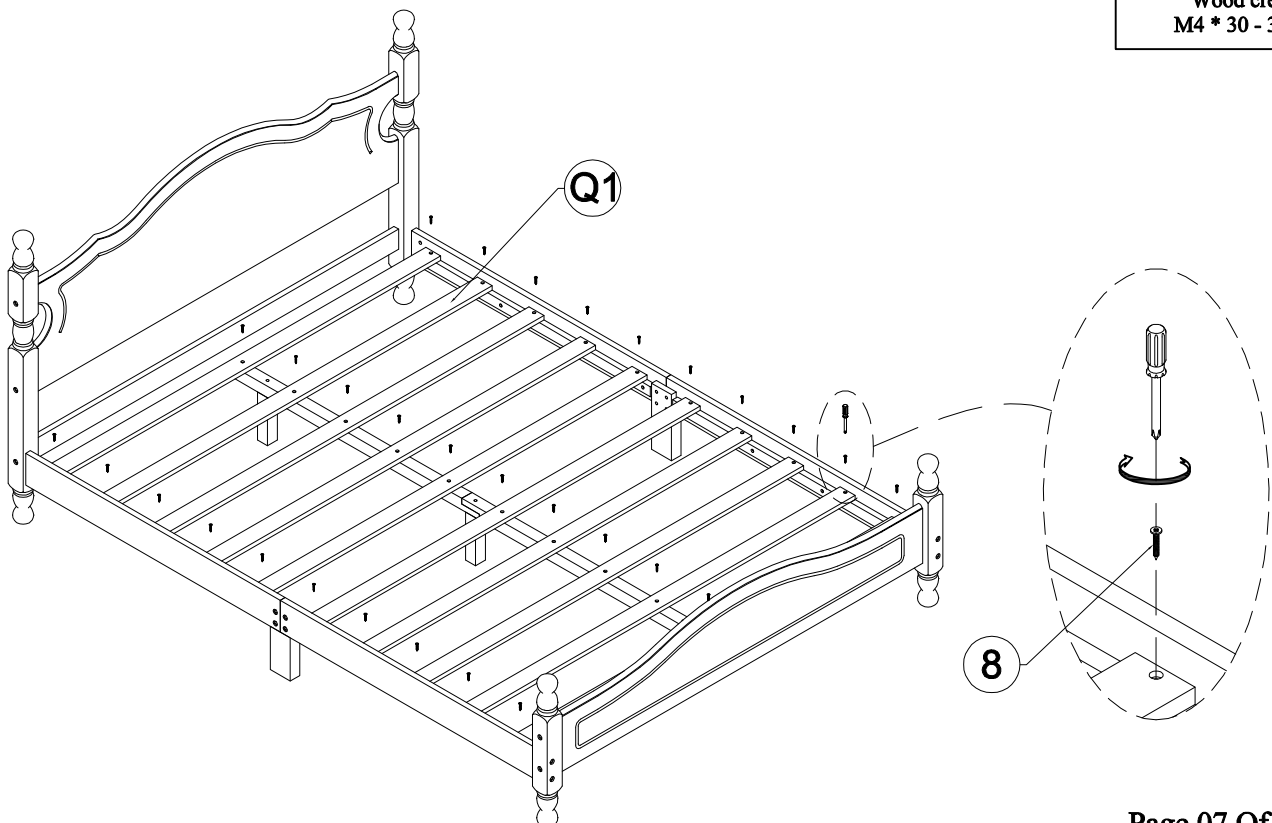
<p>1</p>  <p>Hex - Head bolts Ø1/4" * 110- 8pcs</p>	<p>4</p>  <p>Horizontal - Hold bolts Ø1/4" - 8pcs</p>	<p>6</p>  <p>Wood dowel Ø8 * 30 - 4pcs</p>
------------------------------------------------------------------------------------------------------------------------------------------	----------------------------------------------------------------------------------------------------------------------------------------------	-----------------------------------------------------------------------------------------------------------------------------------



# STEP 6

The distance between the slats is 5 - 3/4 inch

<p>8</p>  <p>Wood crews M4 * 30 - 30pcs</p>
--------------------------------------------------------------------------------------------------------------------------------------



# COMPLETED

