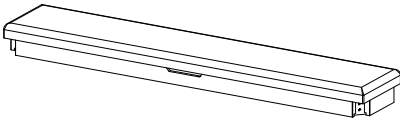
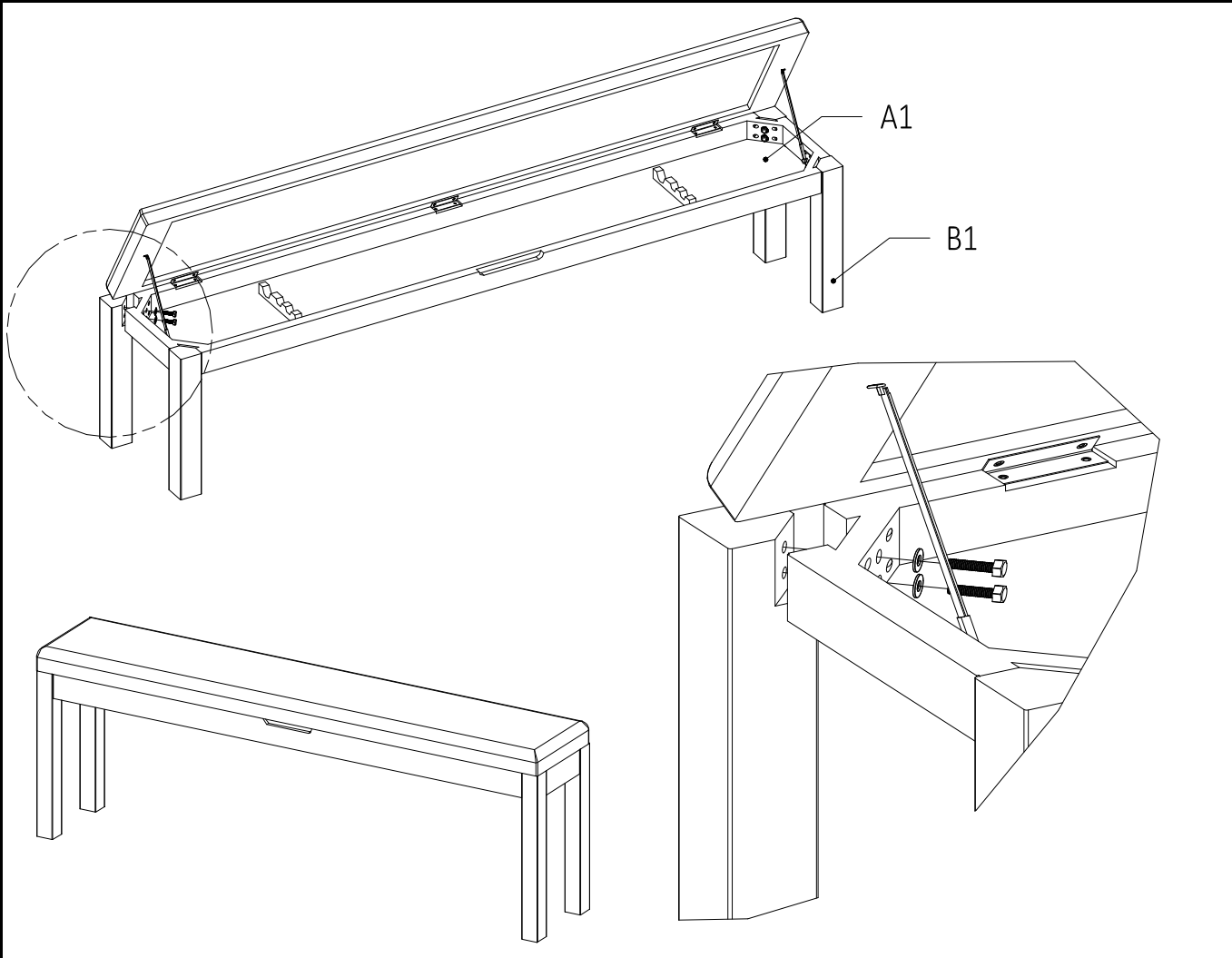





Part#	CM2903-BN	Billiard Storage Bench	
A1		1 pc	
B1		4 pcs	
C1		8 pcs	
D1		8 pcs	

NOTE: (1) Please ensure to have protection on the ground to prevent any scratching on the bench seat and place the surface as shown in the above picture.

(2) Four bench legs are respectively fastened with two (2) bolts and two (2) washers along with an inner hexagon wrench. After turning 180 degrees, the installation is completed.

(3) This step requires more than two adults to install, the top of the bench leg and the upper surface of the storage top to adjust leveling before locking screws.

Customer Service: For questions on assembly or for missing or damaged parts, please contact us via email at sales@homeseasoninc.com