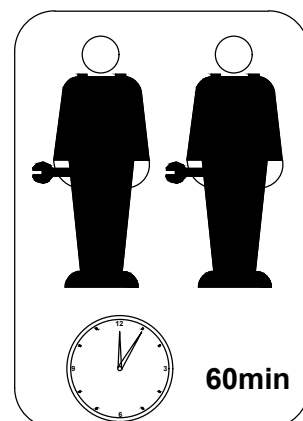
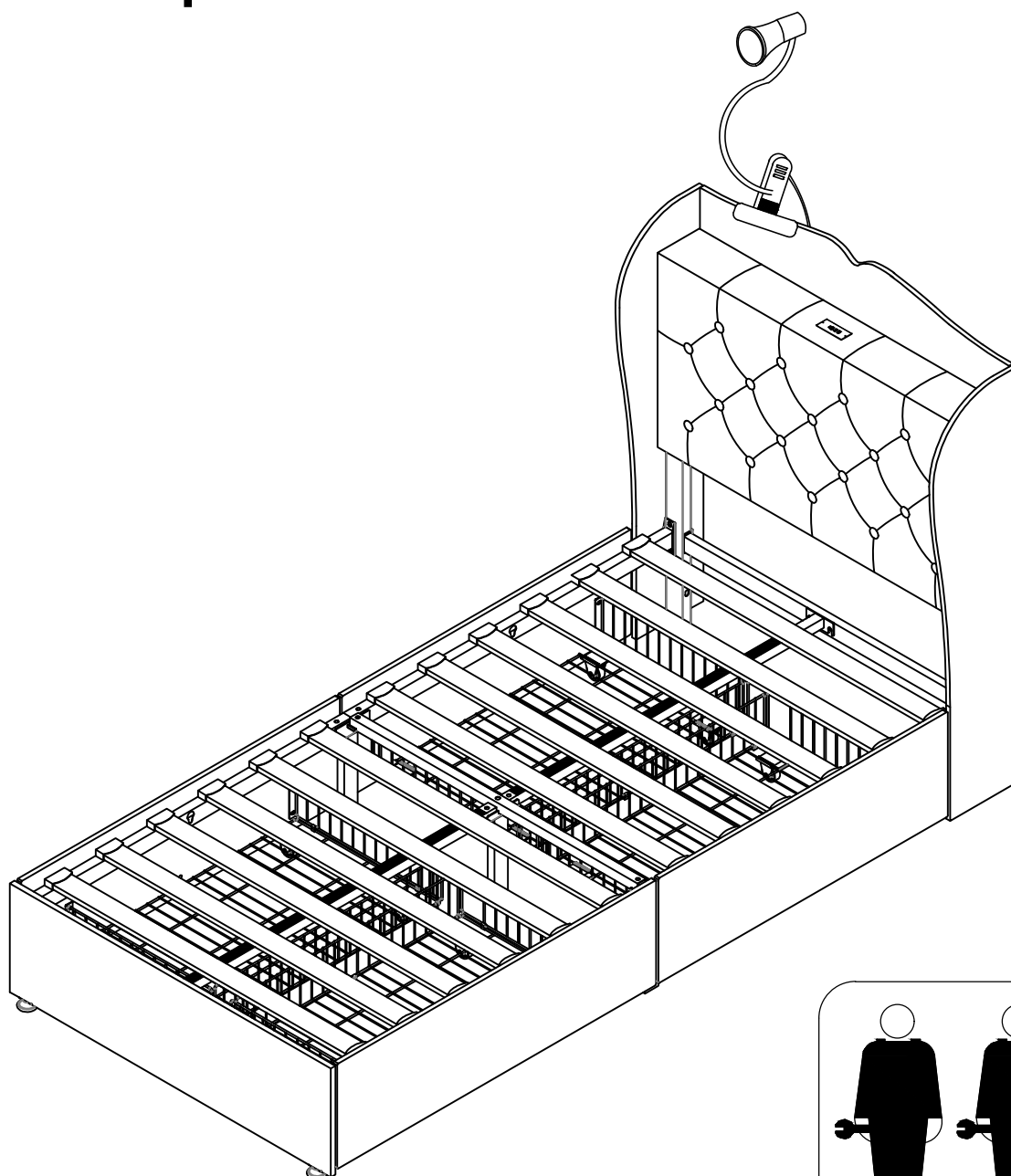


ASSEMBLY INSTRUCTIONS

**Item Number N604P192044G
N604P192045G**

This set comes in 2 boxes. If you do not receive a full 2 boxes, please contact our customer service.

Upholstered bed-90*190CM



English**IMPORTANT ! KEEP FOR FUTURE REFERENCE : READ CAREFULLY**

- To be assembled by an adult. Assembly must be checked by an adult before use
- WARNING ! Keep all screws, small parts and plastic bags out of the reach of children
- Properly identify all parts before assembling
- Never use your item if any of its parts are broken or missing
- Should any problems arise, please contact our After Sales Service
- Manufacturer's instructions shall be followed at all times
- Care: Clean with a soft, dry cloth. In case of larger stains, carefully rub with a slightly damp, non-abrasive sponge
- Avoid the risk of fire by not placing furniture near sources of ignition or hot items
- Do not jump on the bed

Deutsch**WICHTIG ! ZUM SPÄTEREN NACHSCHLAGEN AUFBEWAHREN: SORGFÄLTIG LESEN**



- Muss von einem Erwachsenen zusammgebaut werden. Der Zusammenbau muss vor dem Gebrauch von einem Erwachsenen überprüft werden
- WARNUNG! Bewahren Sie alle Schrauben, Kleinteile und Plastikbeutel außerhalb der Reichweite von Kindern auf
- Kennzeichnen Sie vor dem Zusammenbau alle Teile richtig
- Benutzen Sie Ihren Artikel niemals, wenn Teile gebrochen sind oder fehlen
- Sollten Probleme auftreten, wenden Sie sich bitte an unseren Kundendienst
- Die Anweisungen des Herstellers sind stets zu befolgen
- Pflege: Mit einem weichen, trockenen Tuch reinigen. Bei größeren Flecken vorsichtig mit einem leicht feuchten, nicht scheuernden Schwamm abreiben. nicht scheuernden Schwamm
- Vermeiden Sie die Gefahr eines Brandes, indem Sie die Möbel nicht in der Nähe von Zündquellen oder heißen Gegenständen aufstellen
- Nicht auf das Bett springen

Français**IMPORTANT ! CONSERVER POUR RÉFÉRENCE ULTÉRIEURE : LIRE ATTENTIVEMENT**

- Le montage doit être effectué par un adulte. Le montage doit être vérifié par un adulte avant Utilisation
- ATTENTION ! Tenir les vis, les petites pièces et les sachets en plastique hors de portée des enfants
- Identifiez correctement toutes les pièces avant de les assembler
- N'utilisez jamais votre article si l'une de ses pièces est cassée ou manquante
- En cas de problème, veuillez contacter notre service après-vente
- Les instructions du fabricant doivent être respectées à tout moment
- Entretien : nettoyer avec un chiffon doux et sec. En cas de taches plus importantes, frotter soigneusement avec une éponge non abrasive légèrement humide. légèrement humide et non Abrasive
- Évitez les risques d'incendie en ne plaçant pas les meubles à proximité de sources d'inflammation ou d'objets chauds
- Ne pas sauter sur le lit

- Deve essere assemblato da un adulto. L'assemblaggio deve essere controllato da un adulto prima dell'uso
- ATTENZIONE! Tenere tutte le viti, le piccole parti e i sacchetti di plastica fuori dalla portata dei bambini
- Identificare correttamente tutte le parti prima dell'assemblaggio
- Non utilizzare mai l'articolo se alcune parti sono rotte o mancanti
- In caso di problemi, si prega di contattare il nostro Servizio Post Vendita
- Le istruzioni del produttore devono essere sempre seguite
- Cura: Pulire con un panno morbido e asciutto. In caso di macchie più estese, strofinare accuratamente con una spugna leggermente umida e nonspugna leggermente umida e non abrasiva
- Evitare il rischio di incendio, non collocando i mobili vicino a fonti di accensione o a oggetti caldi
- Non saltare sul letto

- Debe ser montado por un adulto. El montaje debe ser comprobado por un adulto antes del uso
- ADVERTENCIA Mantenga todos los tornillos, piezas pequeñas y bolsas de plástico fuera del alcance de los niños.
- Identifique correctamente todas las piezas antes de montarlas
- Nunca utilice su artículo si alguna de sus piezas está rota o falta
- Si surge algún problema, póngase en contacto con nuestro Servicio Postventa
- Las instrucciones del fabricante deben seguirse en todo momento
- Cuidado: Limpiar con un paño suave y seco. En caso de manchas más grandes, frote cuidadosamente con una esponja no abrasiva ligeramente humedecida.
- Evite el riesgo de incendio no colocando los muebles cerca de fuentes de ignición u objetos calientes.
- No saltar sobre la cama.



INSTRUCTIONS

IMPORTANT-READ CAREFULLY-RETAIN FOR FUTURE REFERENCE

- a) WARNING -Children can become trapped between the bed and the wall, the adjoining pieces of furniture (e.g. cupboards) and the like. To avoid risk of serious injury the distance between the safety barrier and the adjoining structure shall not exceed 90 mm or shall be more than 230 mm.
- b) WARNING-Do not use the bed if any structural part is broken or missing; Replacement parts are between requested from the manufacturer or the store.
- c) WARNING-Do not climb or wiggle on any non-designated structures.
- d) it is imperative to always follow the installation instructions and manufacturer's use.
- e) The recommended size of the mattress to be used with the bed is 90cmx190cm, maximum thickness mattress:15cm.
- f) It is necessary to ventilate the room in order to maintain a low level moisture and prevent mold growth in the bed and its periphery.
- g) Joining devices should always be tightened properly and regularly verified. Tighten if necessary.

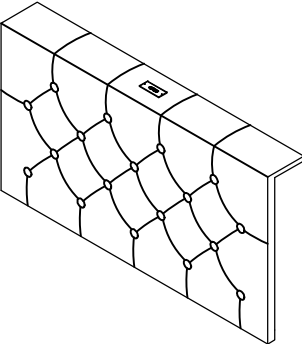
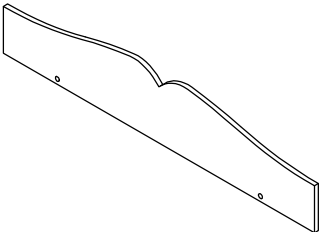


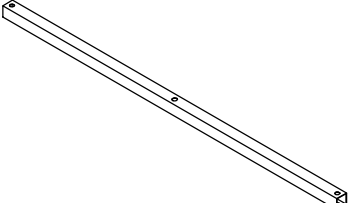
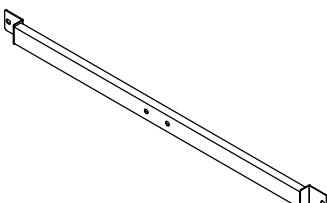

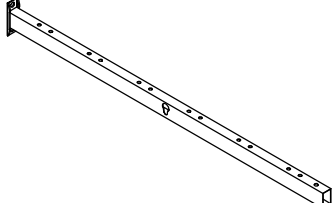
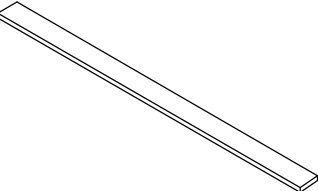
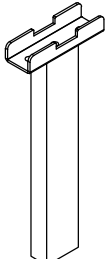
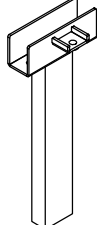
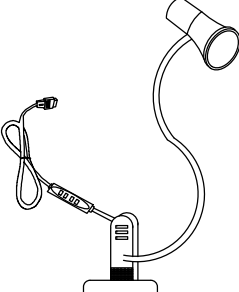
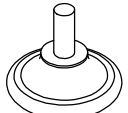
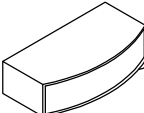
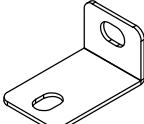
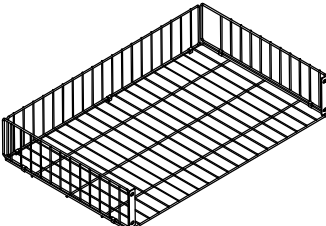
ANLEITUNGEN

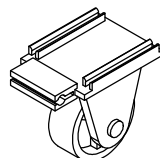

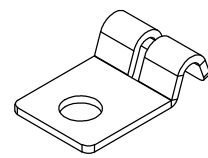
WICHTIG - SORGFÄLTIG LESEN - FÜR SPÄTERE VERWENDUNG

AUFBEWAHREN

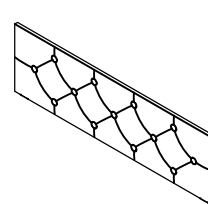
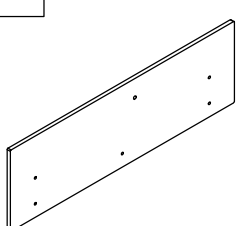
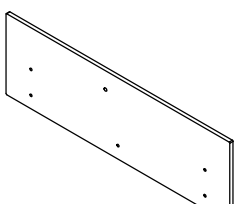
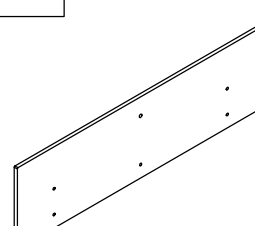


- a) WARNUNG - Kinder können zwischen dem Bett und der Wand, den angrenzenden Möbelstücken (z. B. Schränken) und der Lücke eingeklemmt werden. Um die Gefahr schwerer Verletzungen zu vermeiden, darf der Abstand zwischen der Sicherheitsbarriere und der angrenzenden Struktur nicht mehr als 90 mm oder mehr als 230 mm betragen.
- b) WARNUNG-Das Bett darf nicht benutzt werden, wenn ein Bauteil gebrochen ist oder fehlt; Ersatzteile sind beim Hersteller oder im Geschäft anzufordern.
- c) WARNUNG - Klettern oder wackeln Sie nicht auf nicht dafür vorgesehenen Strukturen.
- d) Befolgen Sie unbedingt die Installationsanweisungen und die Gebrauchsanweisungen des Herstellers.
- e) Die empfohlene Größe der Matratze für das Bett beträgt 90*190cm, maximale Dicke der Matratze: 15cm.
- f) Es ist notwendig, den Raum zu lüften, um die Feuchtigkeit niedrig zu halten und Schimmelbildung im Bett und seiner Umgebung zu verhindern.
- g) Die Verbindungselemente sollten immer richtig angezogen sein und regelmäßig überprüft werden. Ziehen Sie sie gegebenenfalls nach.

Part list N604P192044G

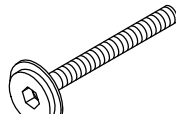
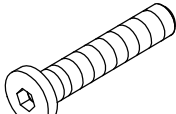
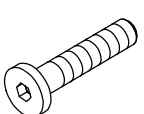
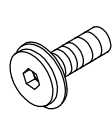

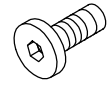
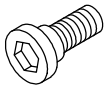
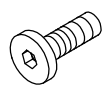
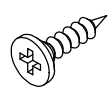
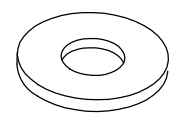
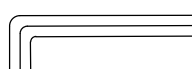

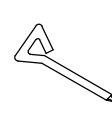
<p>A</p>  <p>Headboard-1PC</p>	<p>C</p>  <p>Bedhead Backboard-1PC</p>	<p>E1</p>  <p>Leg Headboard (L)-1PC</p>	<p>E2</p>  <p>Leg Headboard (R)-1PC</p>
<p>G</p>  <p>Cross Bar-1PC</p>	<p>H</p>  <p>Bottom Rail-1PC</p>	<p>I</p>  <p>Middle Bed Beam-2PCS</p>	<p>J</p>  <p>Bed Beam-4PCS</p>
<p>K</p>  <p>Slat-12PCS</p>	<p>L</p>  <p>Middle supporting foot-1PC</p>	<p>O</p>  <p>Side Foot-2PCS</p>	<p>P</p>  <p>Night Light-1PC</p>
<p>Q</p>  <p>Legs-2PCS</p>	<p>R</p>  <p>Track Buckle-24PCS</p>	<p>T</p>  <p>L-Shaped iron Sheet-4PCS</p>	<p>U</p>  <p>Drawer-4PCS</p>

<p>V1</p>  <p>Specialized Caste-16PCS</p>	<p>V2</p>  <p>Clasp-8PCS</p>	<p>V3</p>  <p>Arc-Shaped Iron Sheet-4PCS</p>
--	---	--

Part list N604P192045G

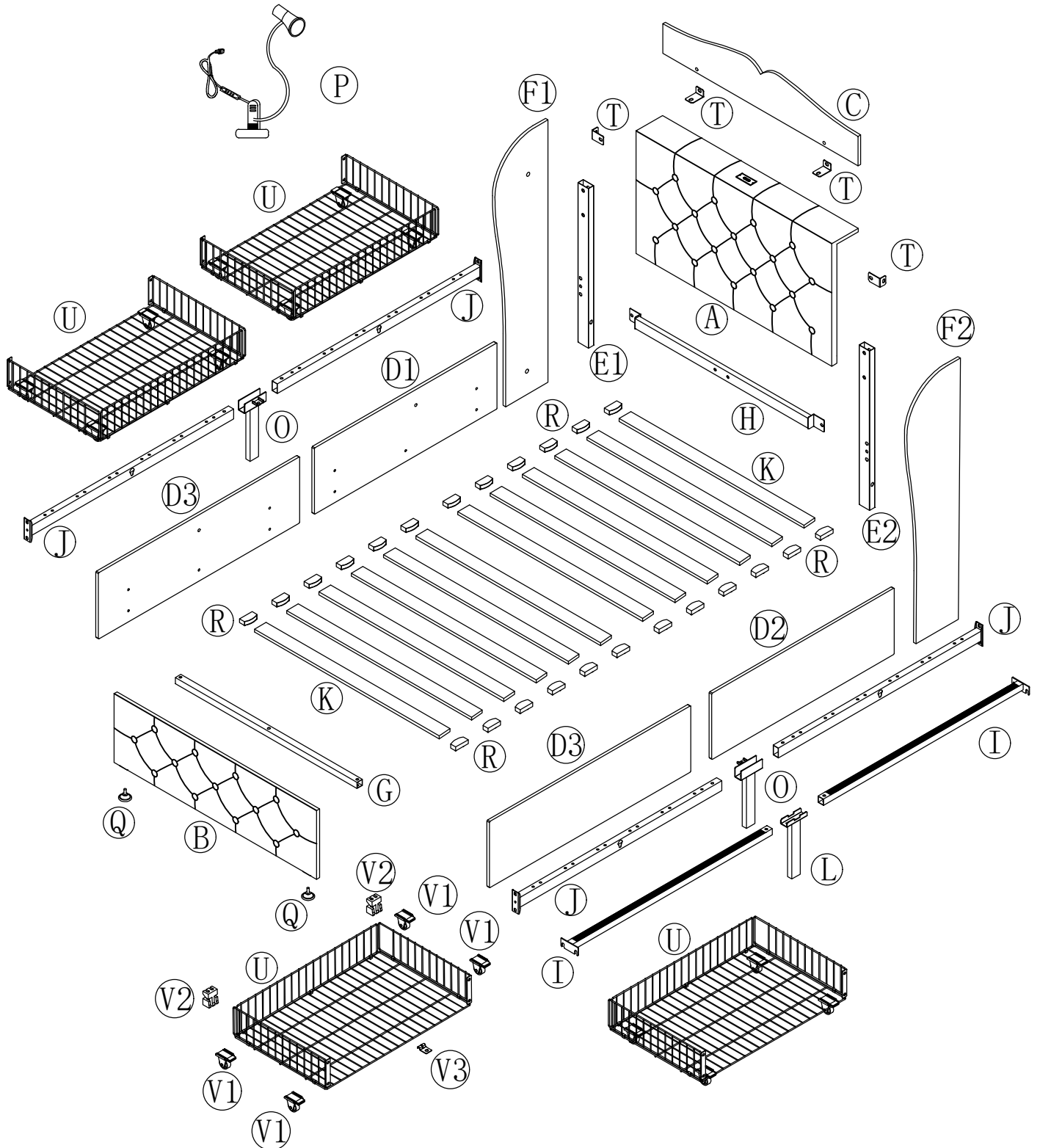
<p>B</p>  <p>Footboard-1PC</p>	<p>D1</p>  <p>Front Side Of The Bed(L)-1PC</p>	<p>D2</p>  <p>Front Side Of The Bed(R)-1PC</p>	<p>D3</p>  <p>Rear Side Of The Bed(R)-2PCS</p>	<p>F1</p>  <p>Bedhead Wing(L)-1PC</p>
<p>F2</p>  <p>Bedhead Wing(R)-1PC</p>				

Hardware list N604P192044G

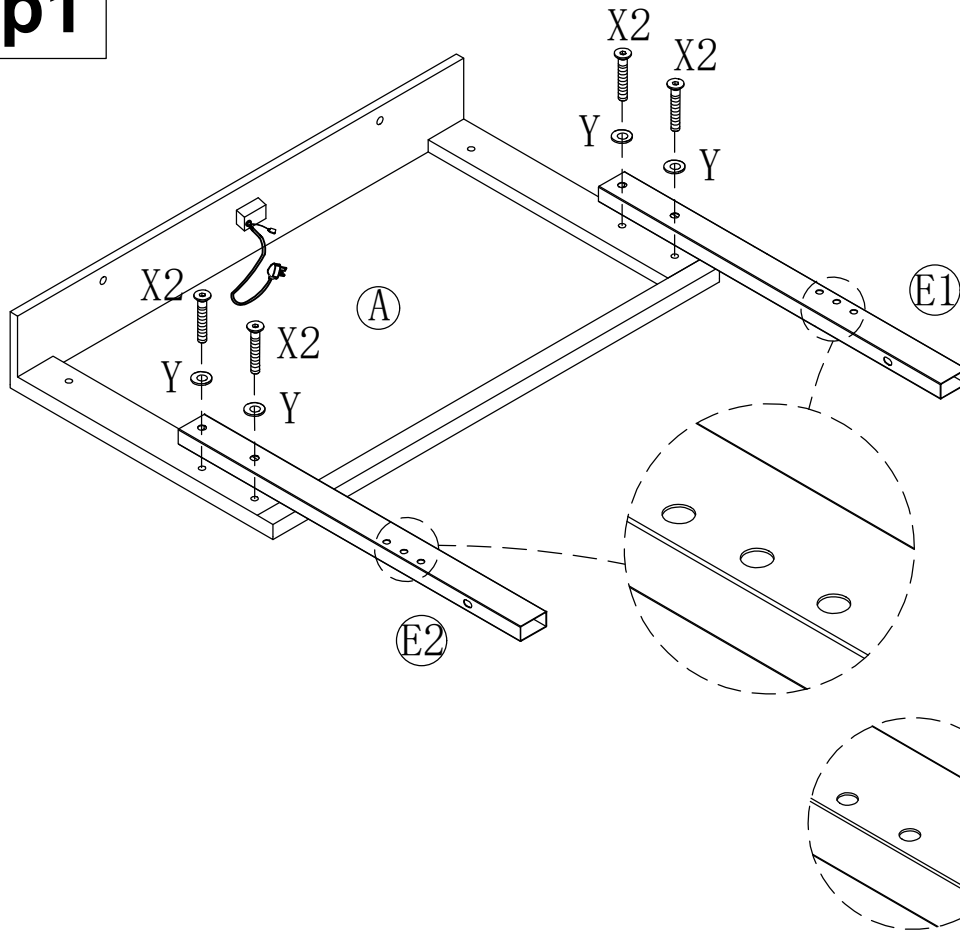
<p>X1</p>  <p>M8*62mm 2PCS</p>	<p>X2</p>  <p>M8*50mm 11PCS</p>	<p>X3</p>  <p>M8*40mm 4PCS</p>	<p>X4</p>  <p>M8*25mm 6PCS</p>	<p>X5</p>  <p>M8*16mm 10PCS</p>
<p>X6</p>  <p>M8*14mm 4PCS</p>	<p>X7</p>  <p>M8*12mm 4PCS</p>	<p>X8</p>  <p>M6*14mm 20PCS</p>	<p>X9</p>  <p>M3*15mm 2PCS</p>	<p>Y</p>  <p>∅22*∅8.5 10PCS</p>
<p>Z1</p>  <p>M8 1PC</p>	<p>Z2</p>  <p>M6 1PC</p>	<p>Z3</p>  <p>M8 十字</p>		

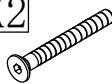

Detail View

NOTE: Please do not completely tighten all the hardware until the entire assembly is complete!



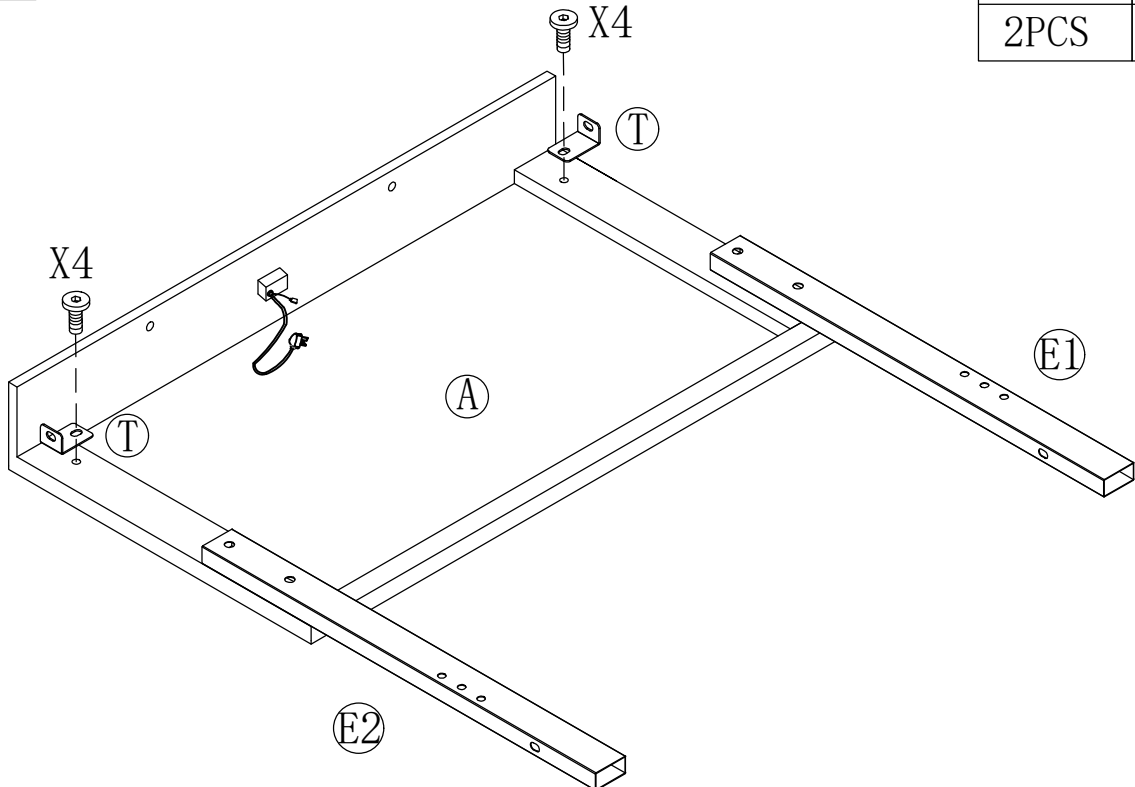
step1





X2 	Y 
4PCS	4PCS




Headboard height is adjustable

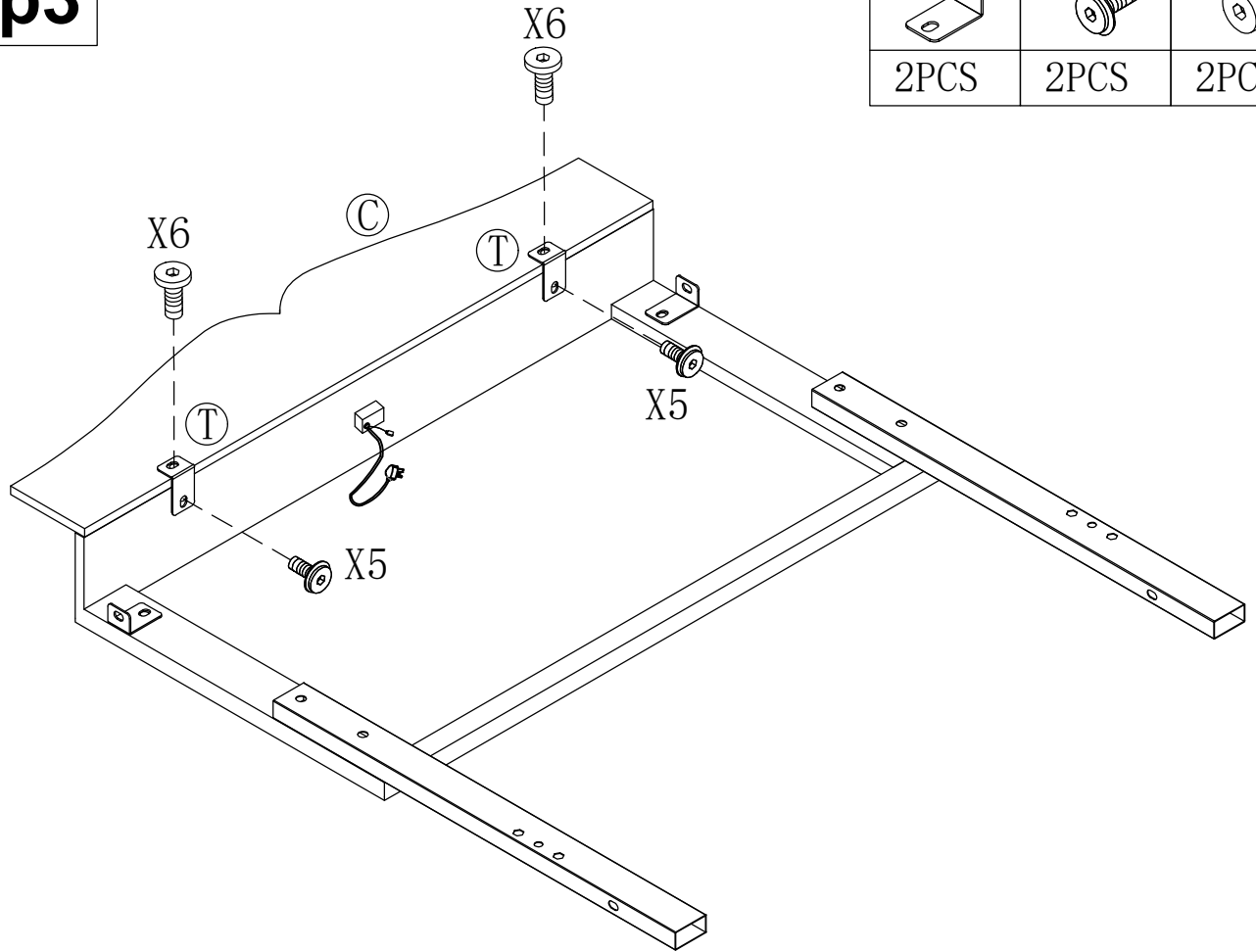
step2






T 	X4 
2PCS	2PCS

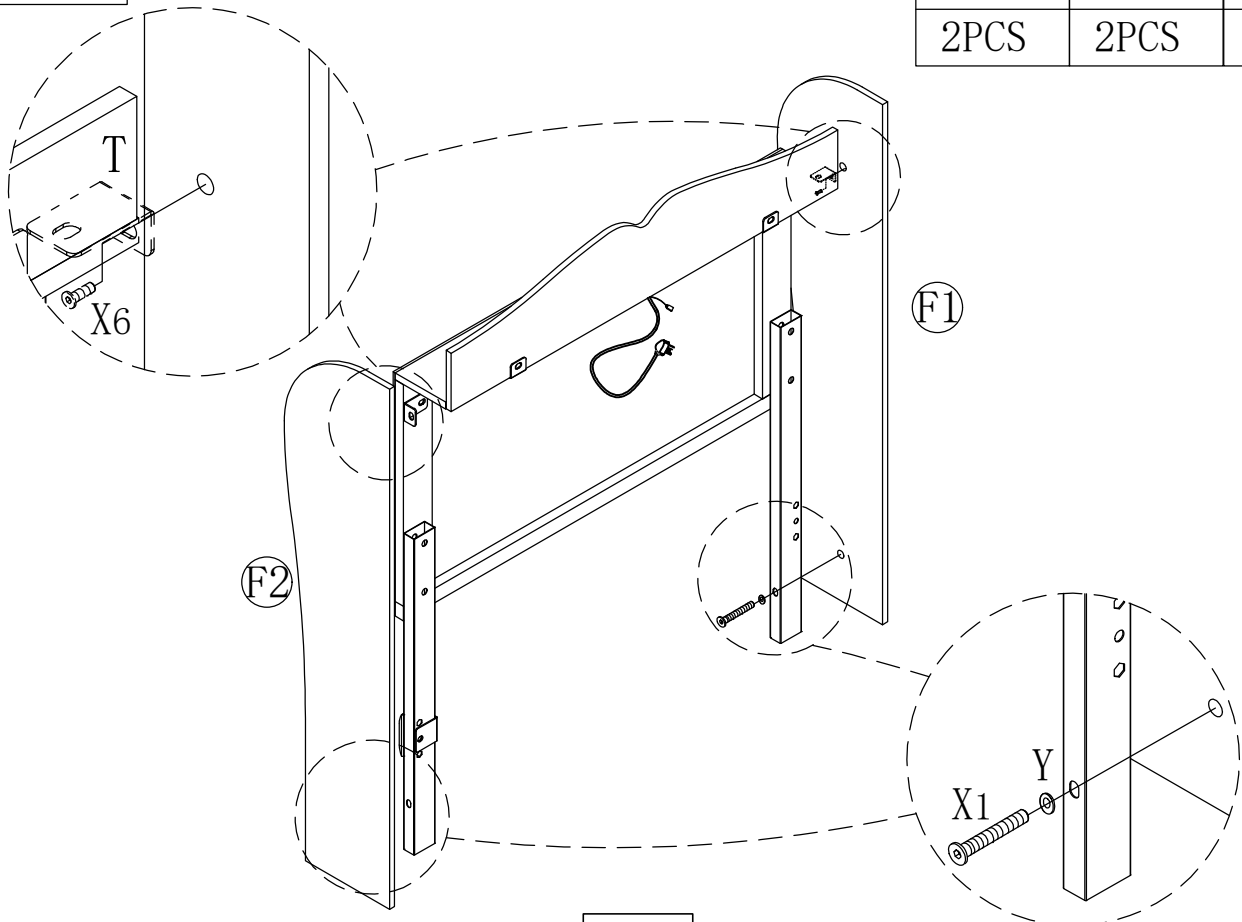
step3

T	X5	X6
		
2PCS	2PCS	2PCS



step4

X1	X6	Y
		
2PCS	2PCS	2PCS

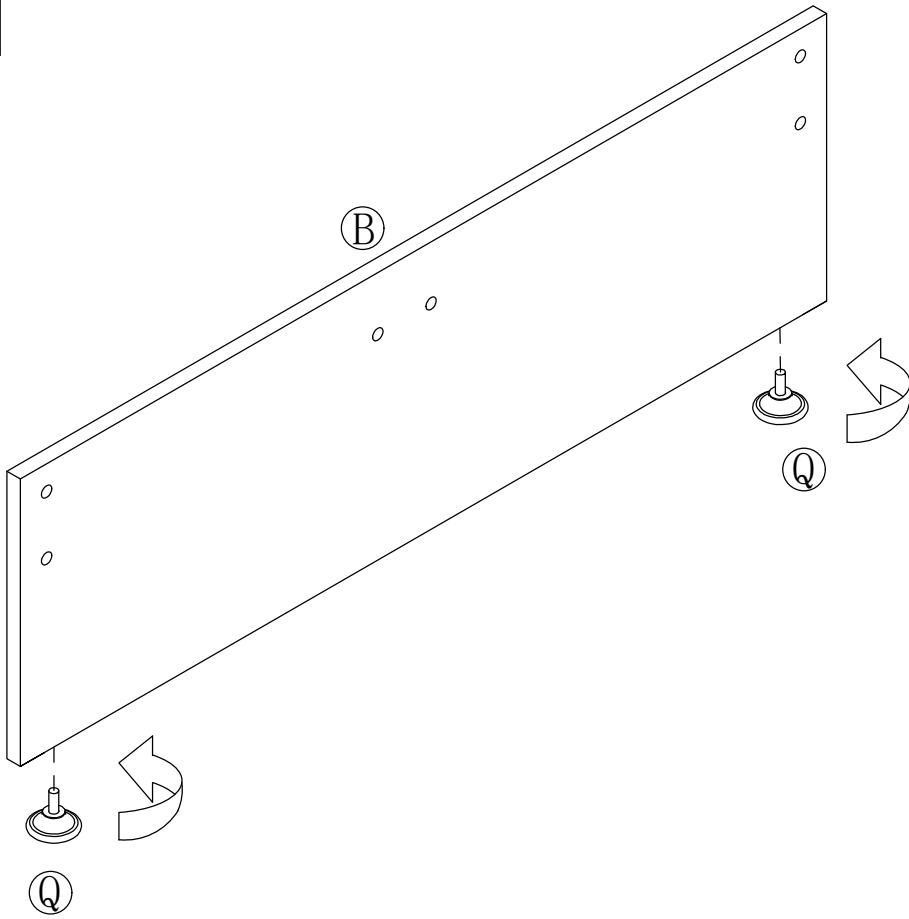


step5

Q

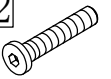


2PCS

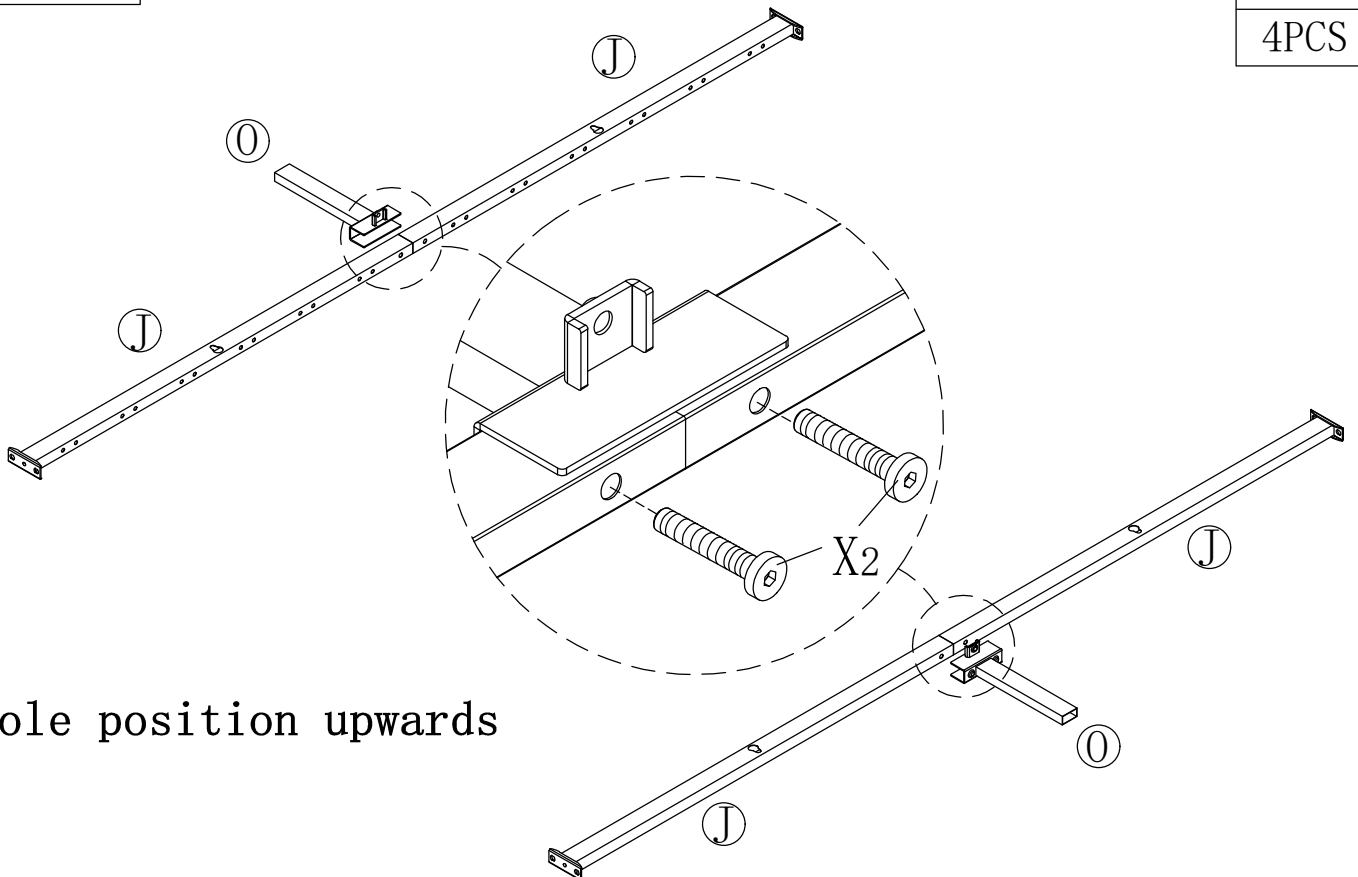


step6

X2




4PCS

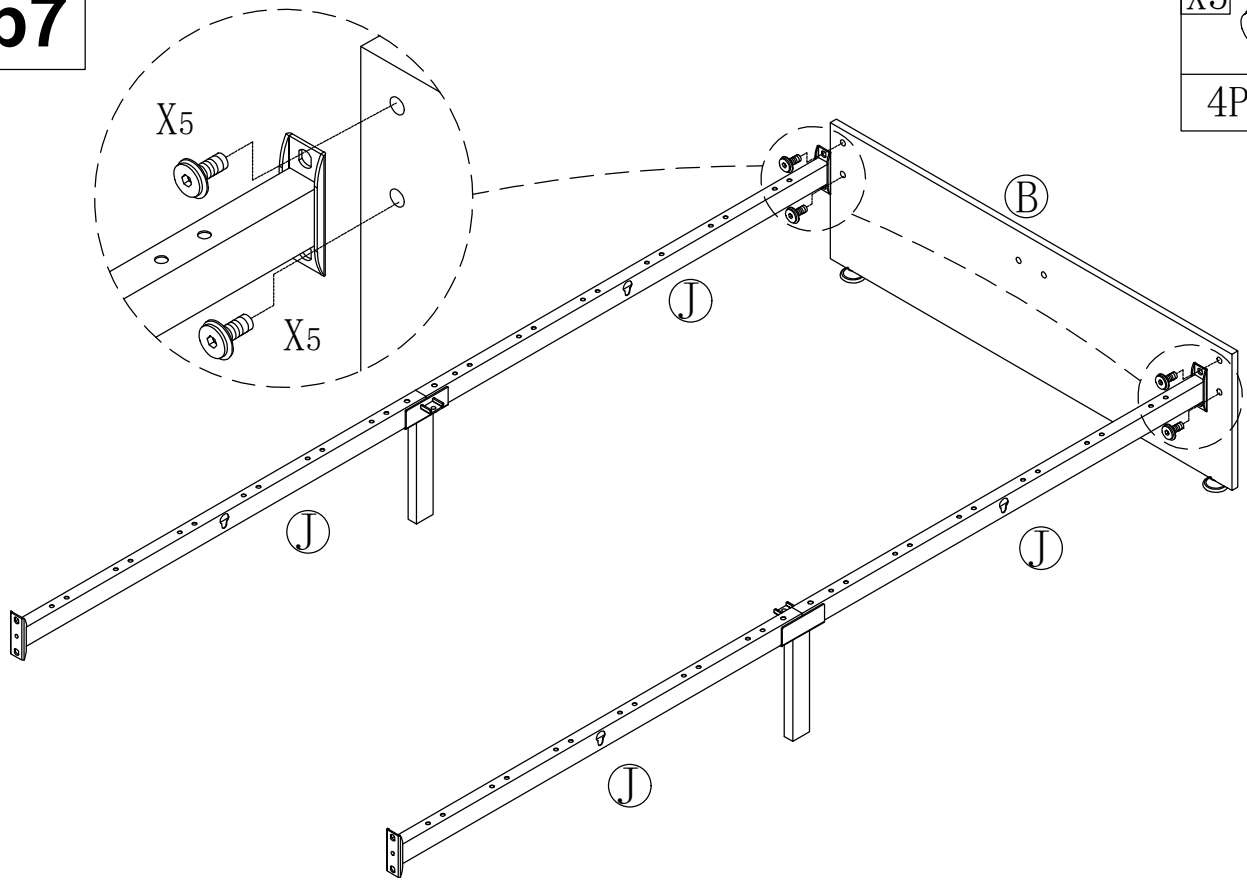


Hole position upwards


step7

X5 

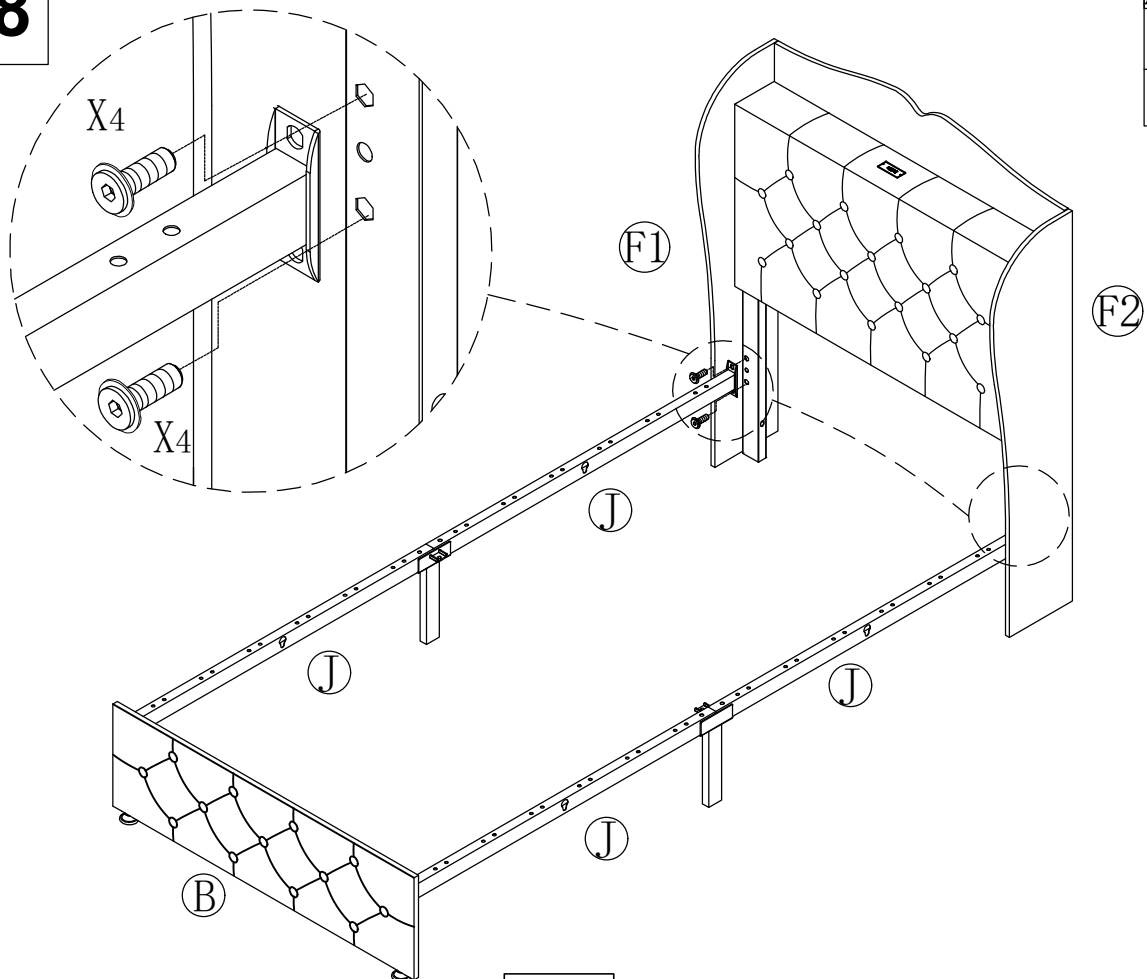
4PCS



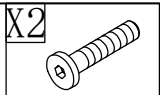
step8

X4 

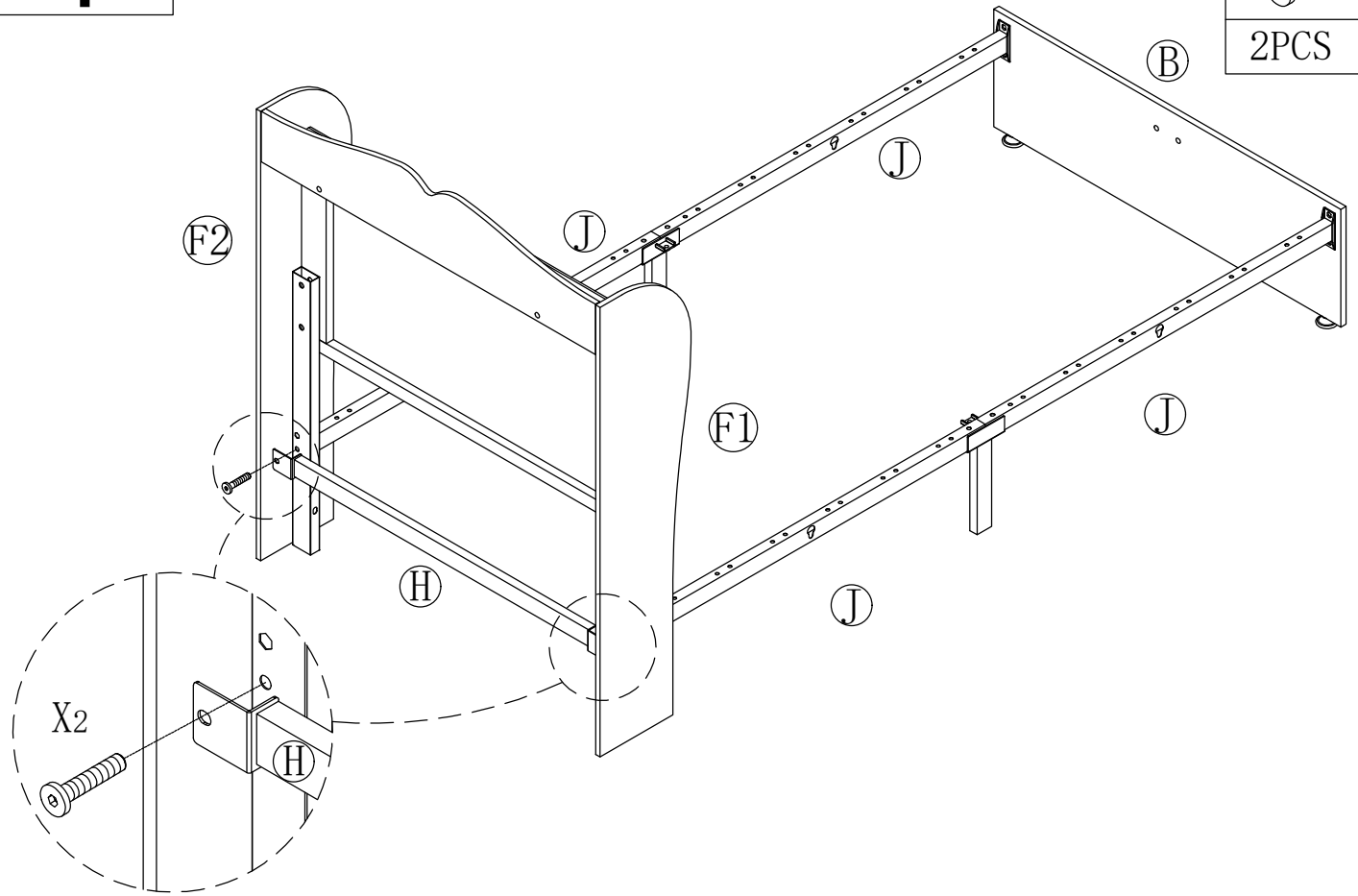
4PCS



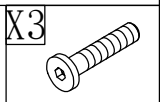
step9



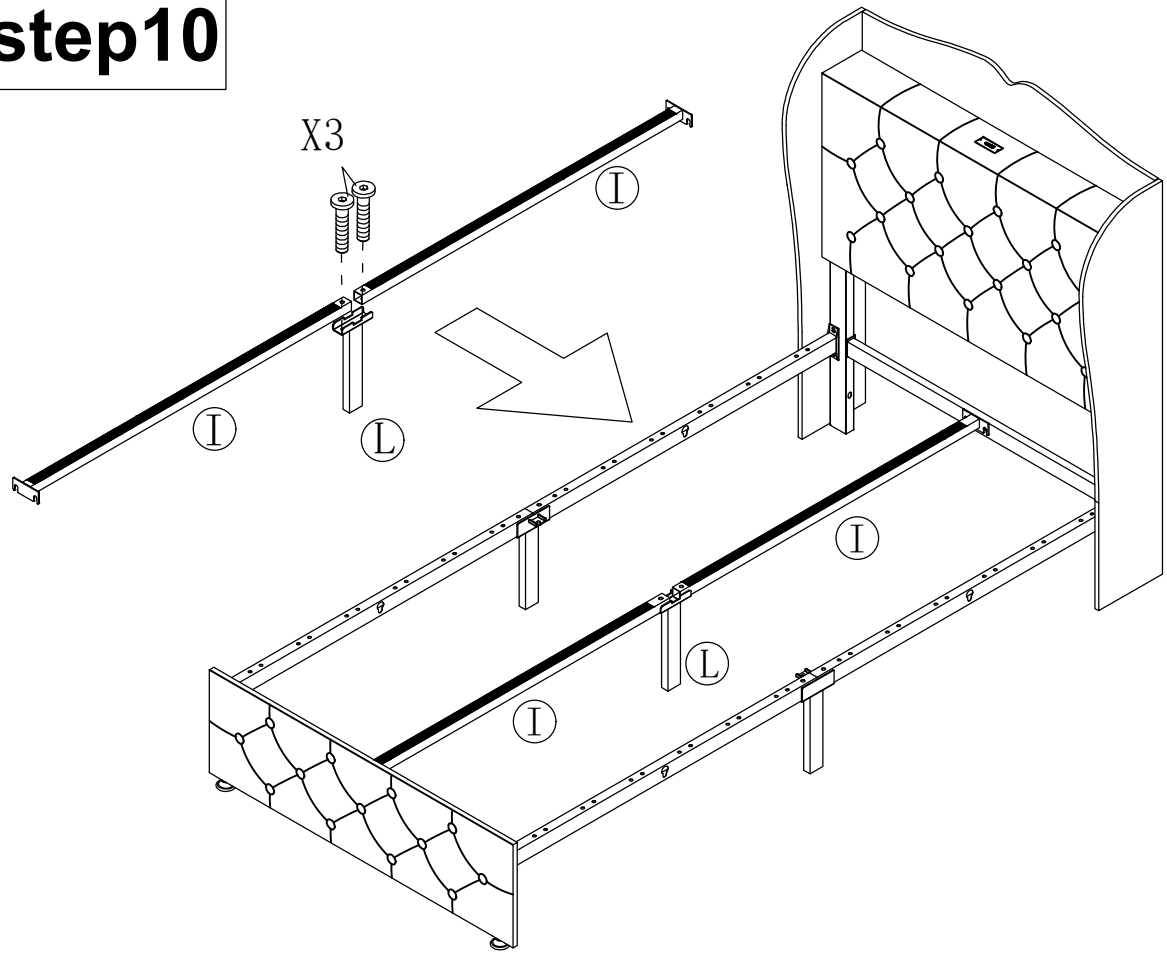
2PCS






step10

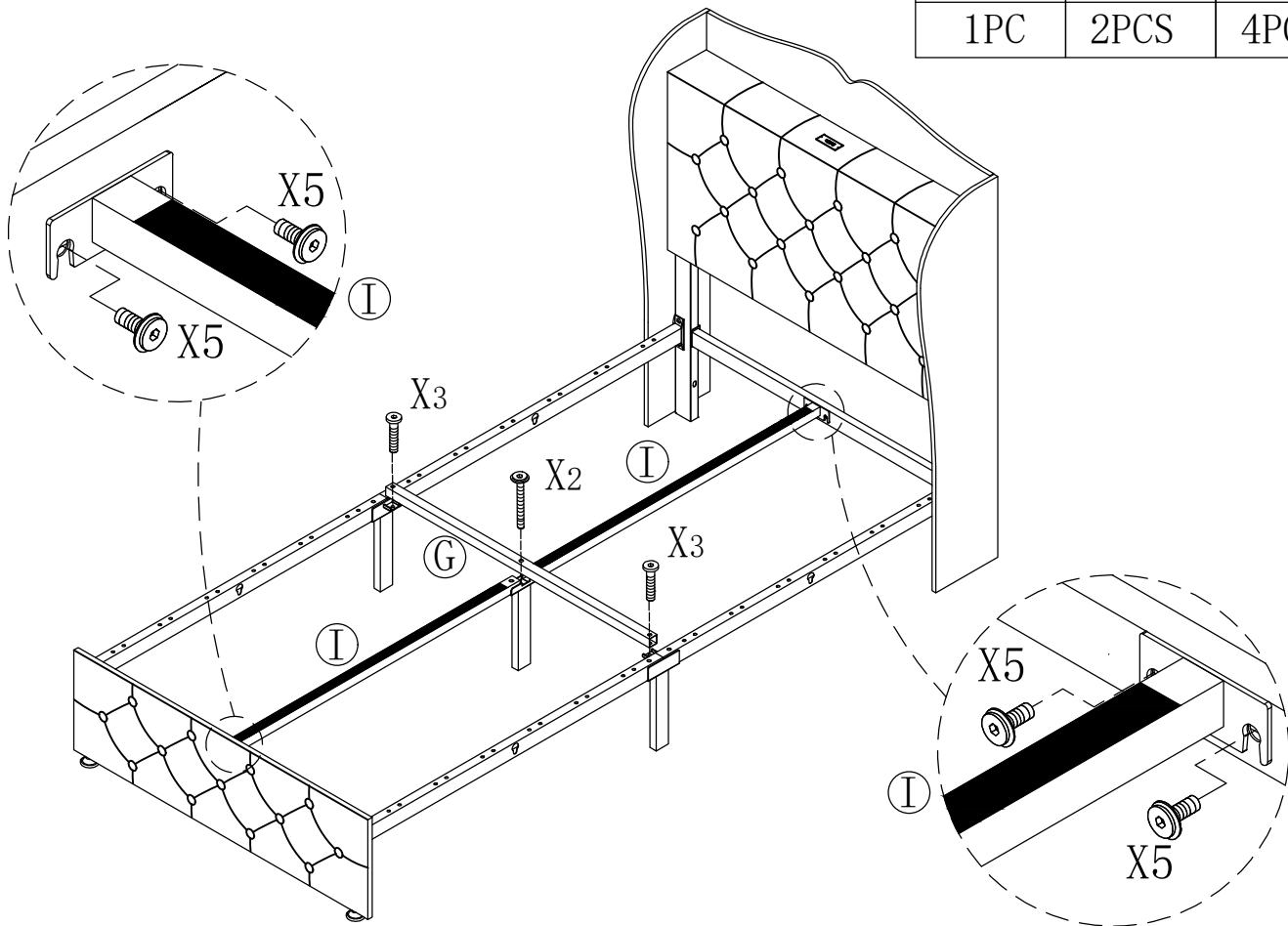


2PCS

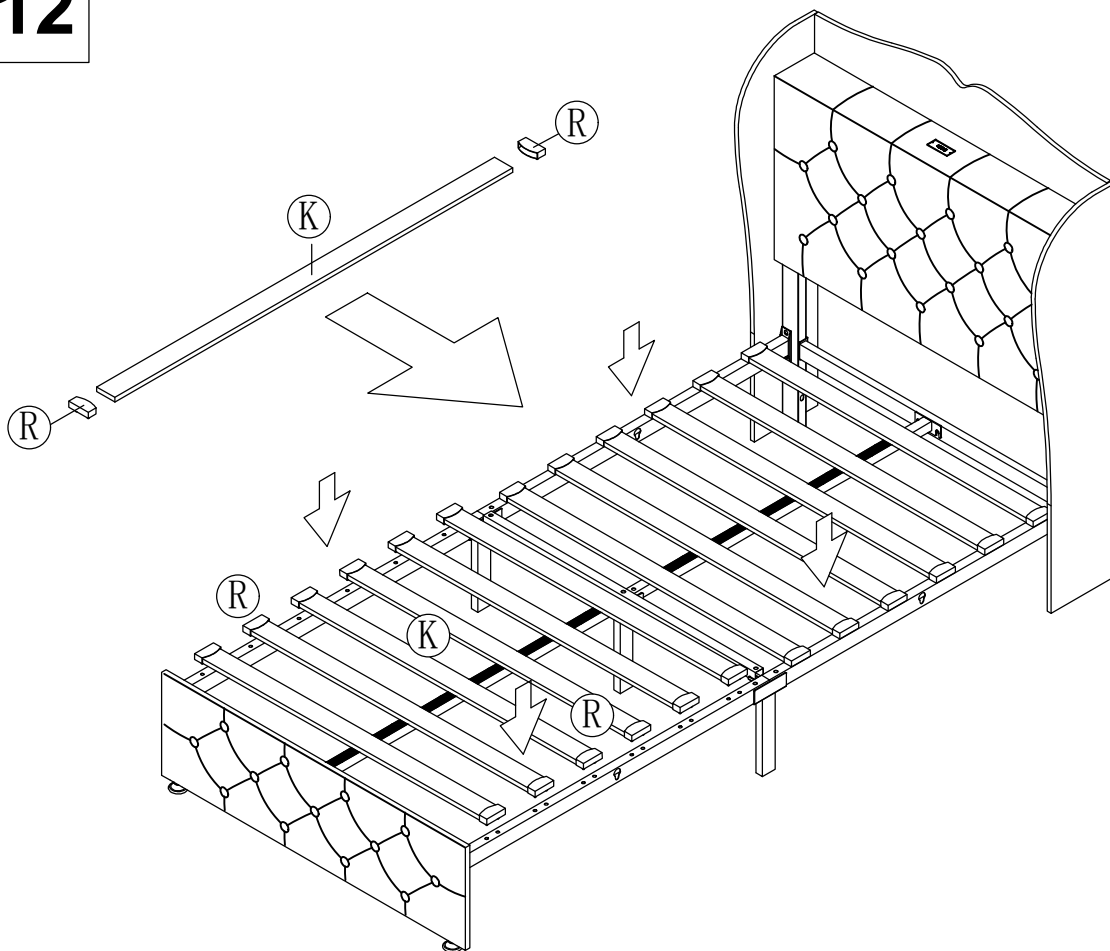


step11

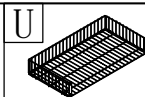
X2	X3	X5
		
1PC	2PCS	4PCS



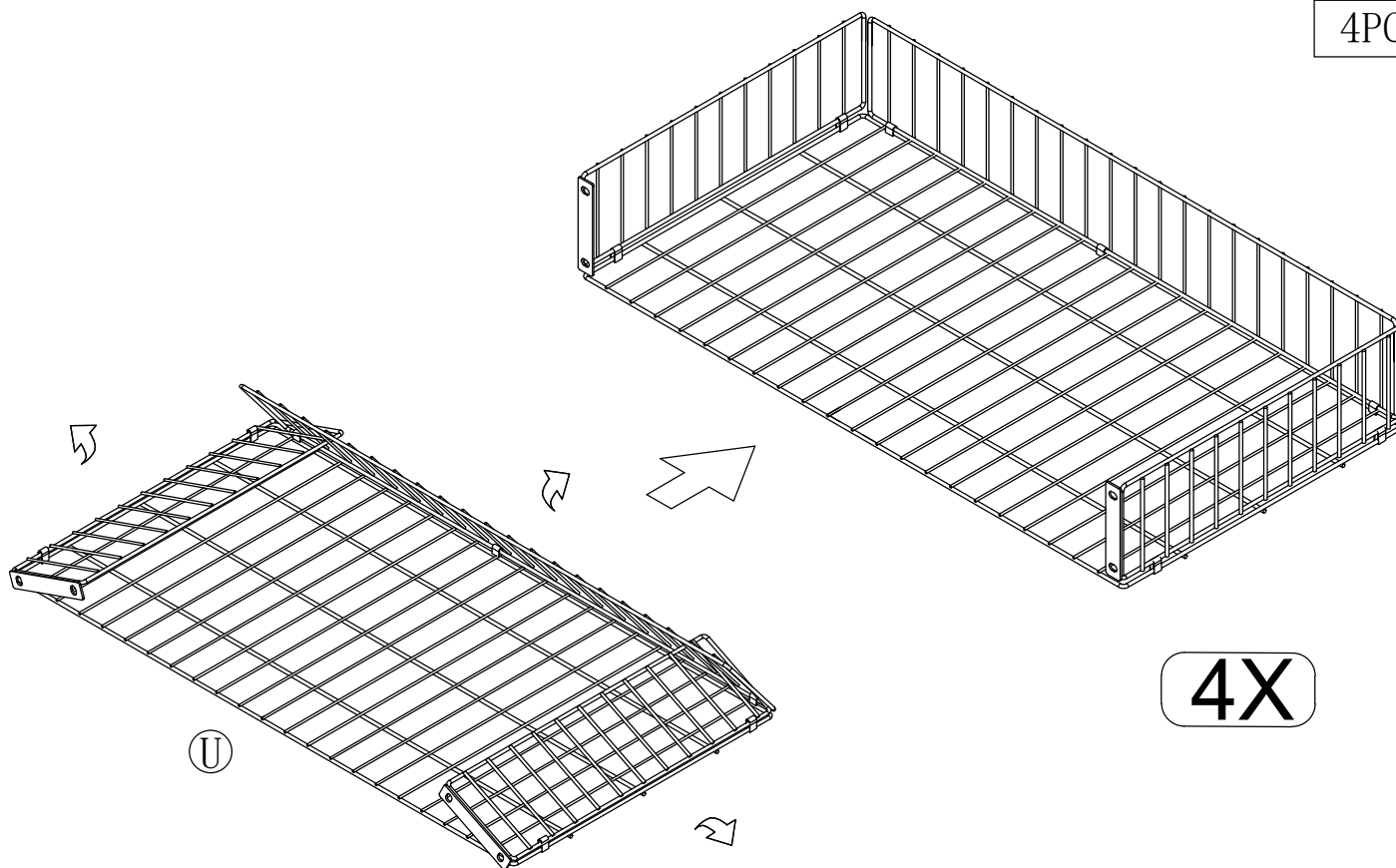
step12



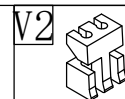
step13



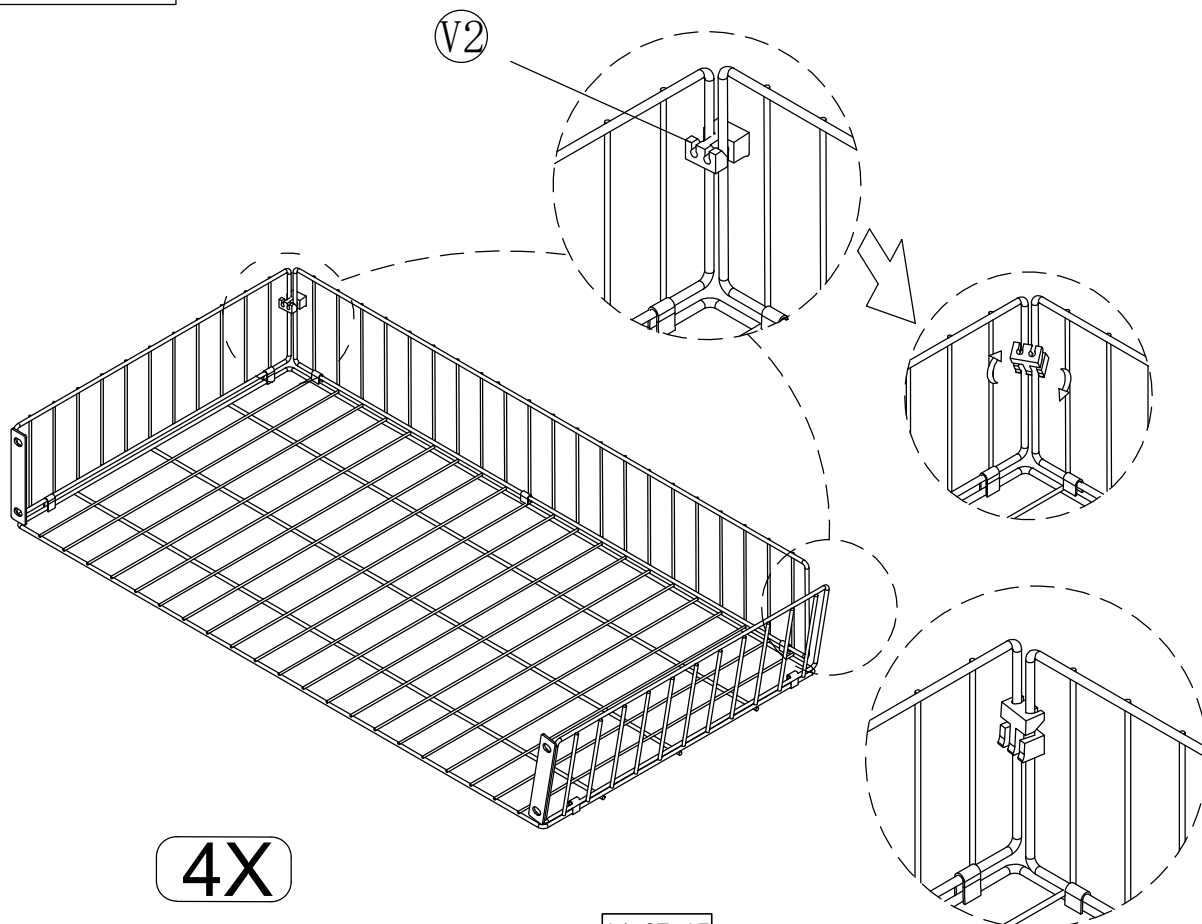
4PCS



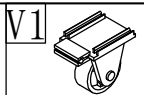
step14



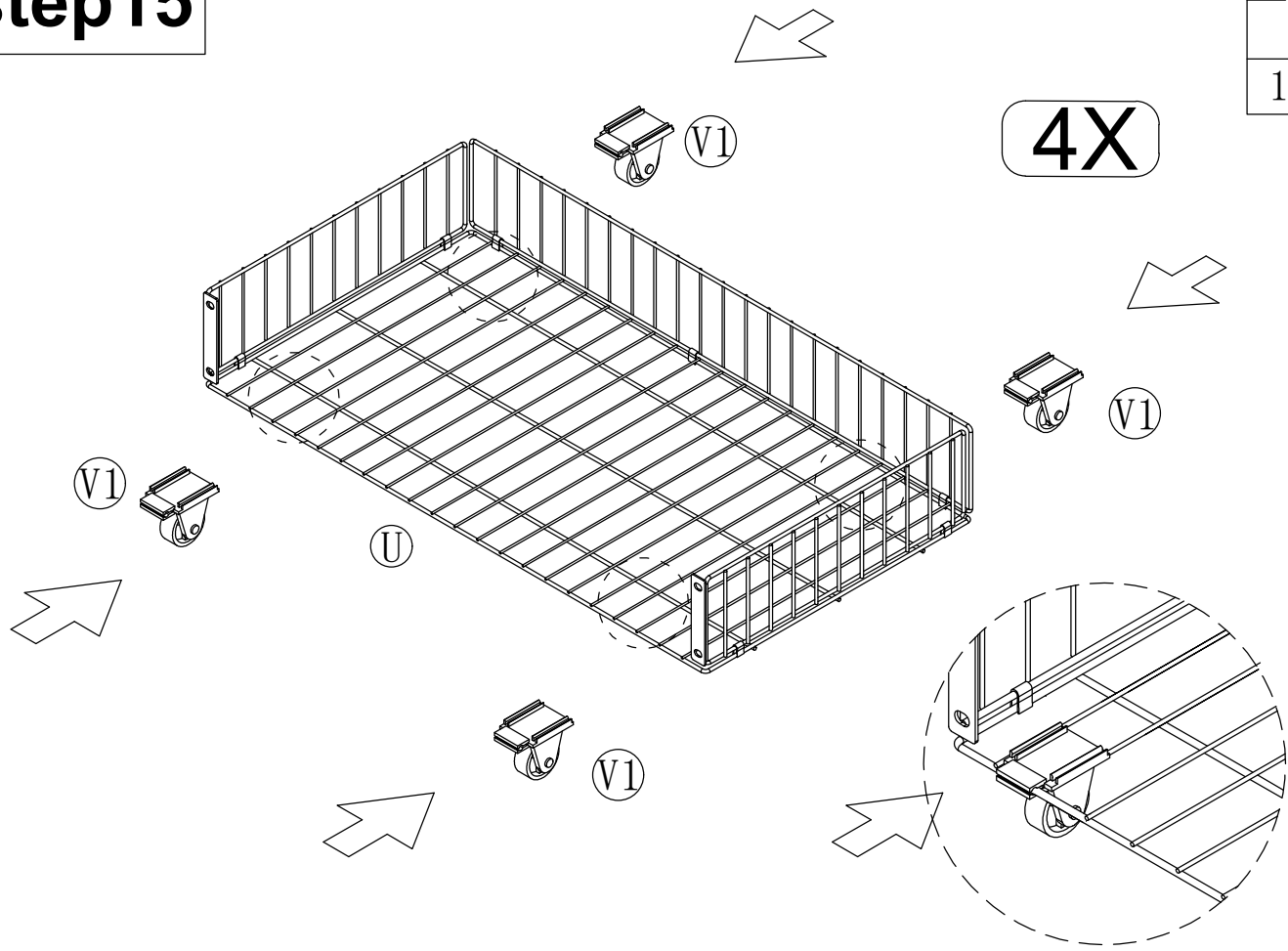
8PCS



step15

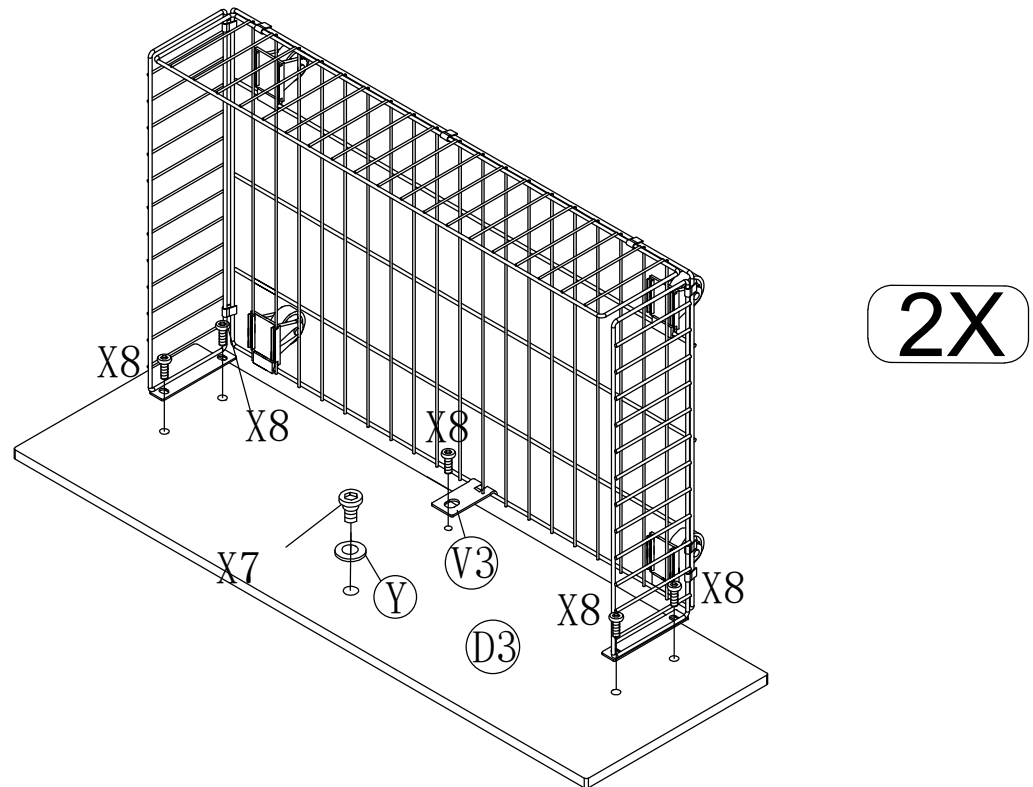


16PCS

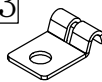
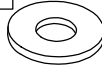




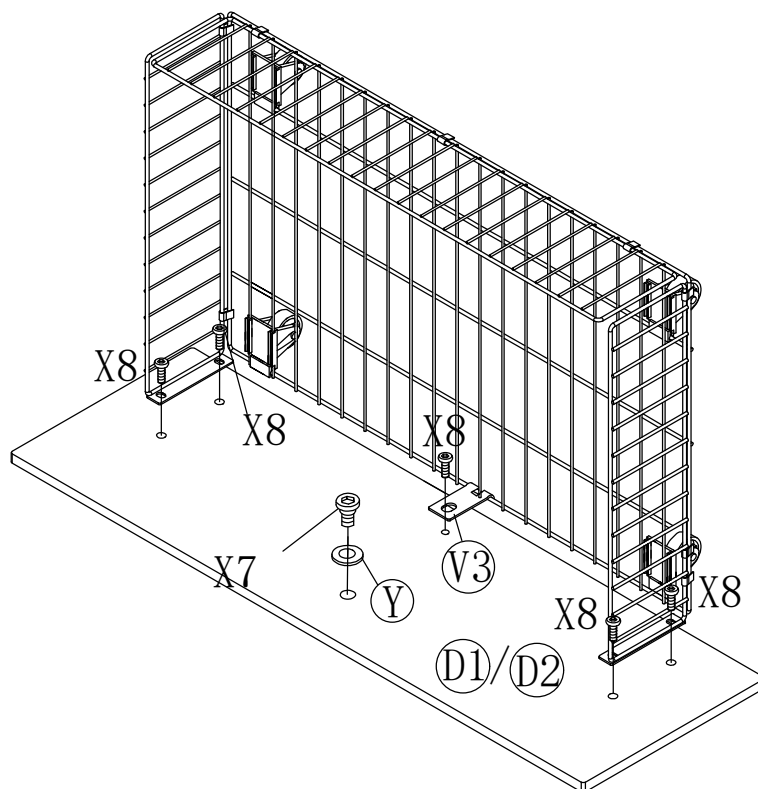
step16

V3	Y	X7	X8
2PCS	2PCS	2PCS	10PCS

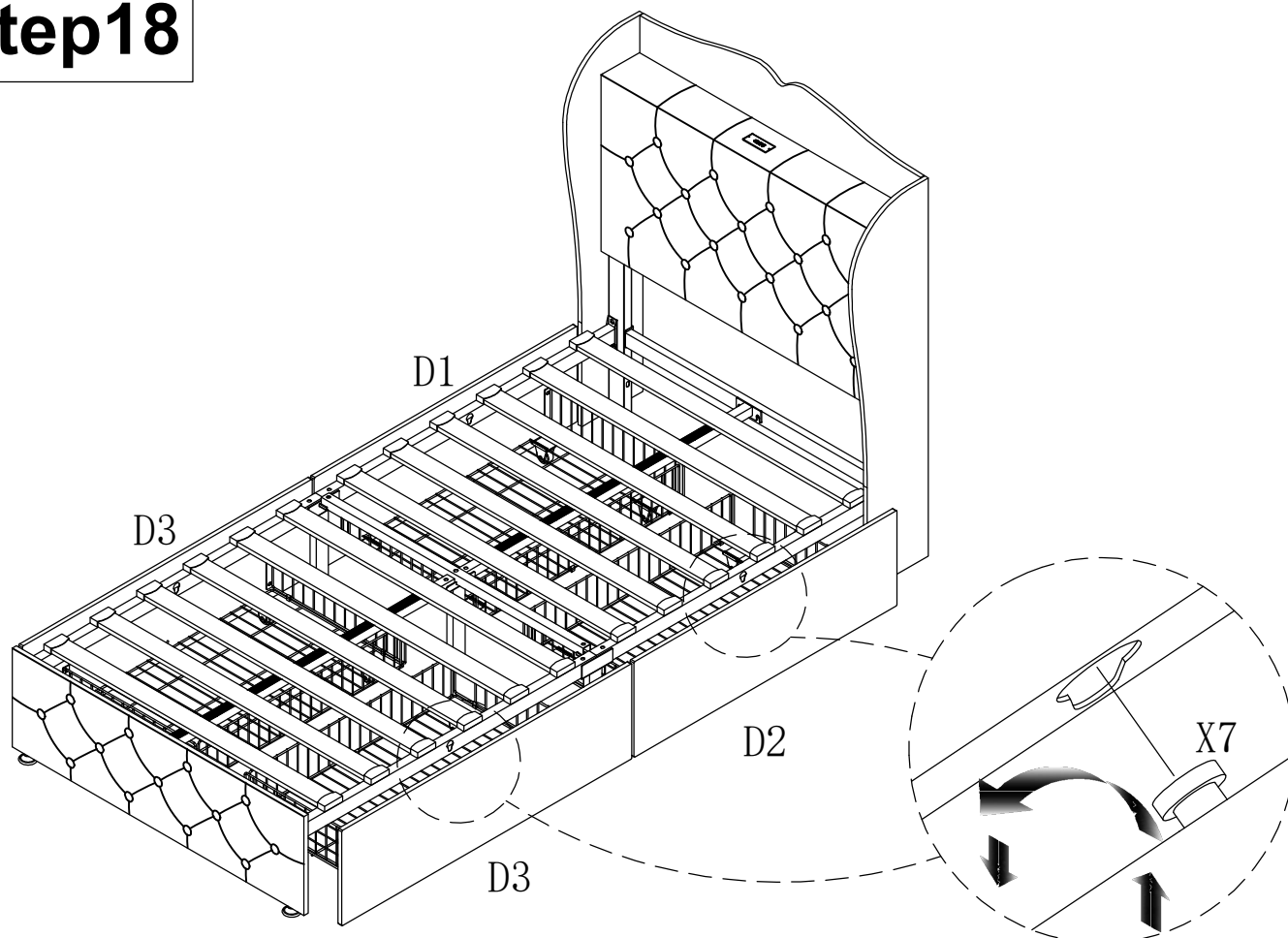


step17

V3	Y	X7	X8
			
2PCS	2PCS	2PCS	10PCS

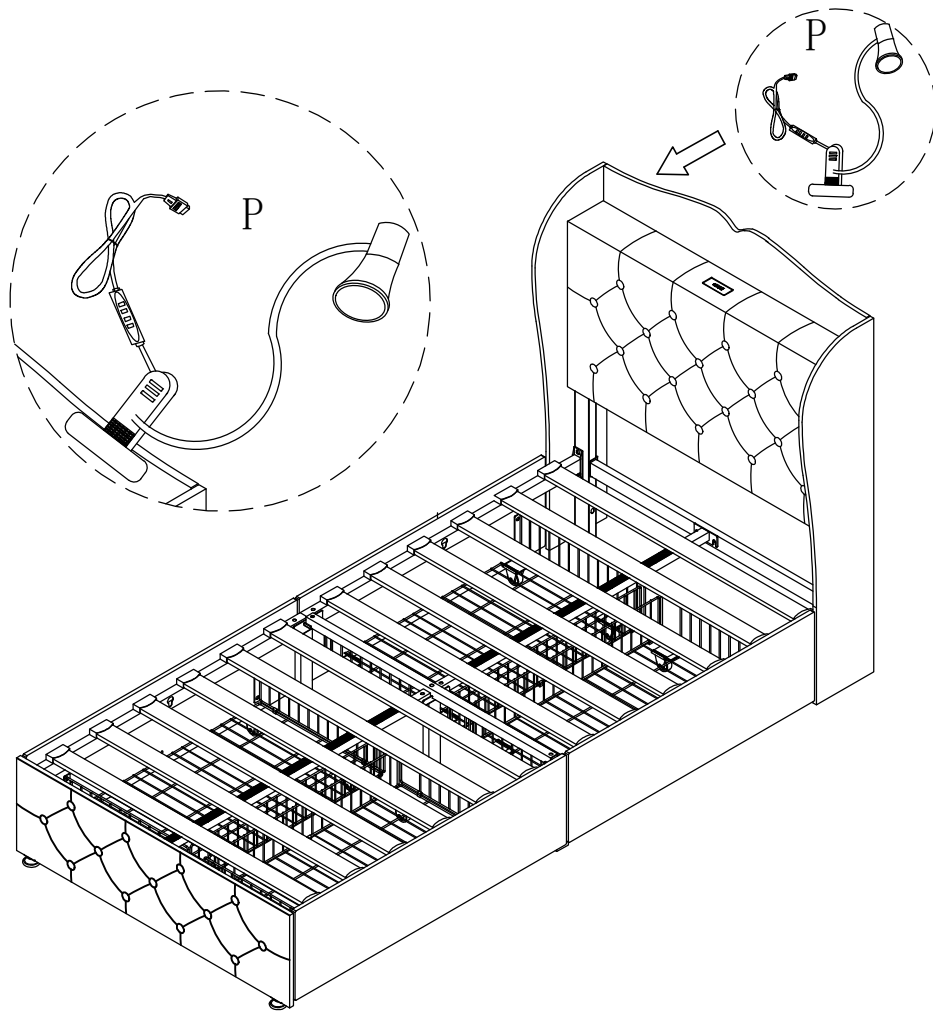


step18

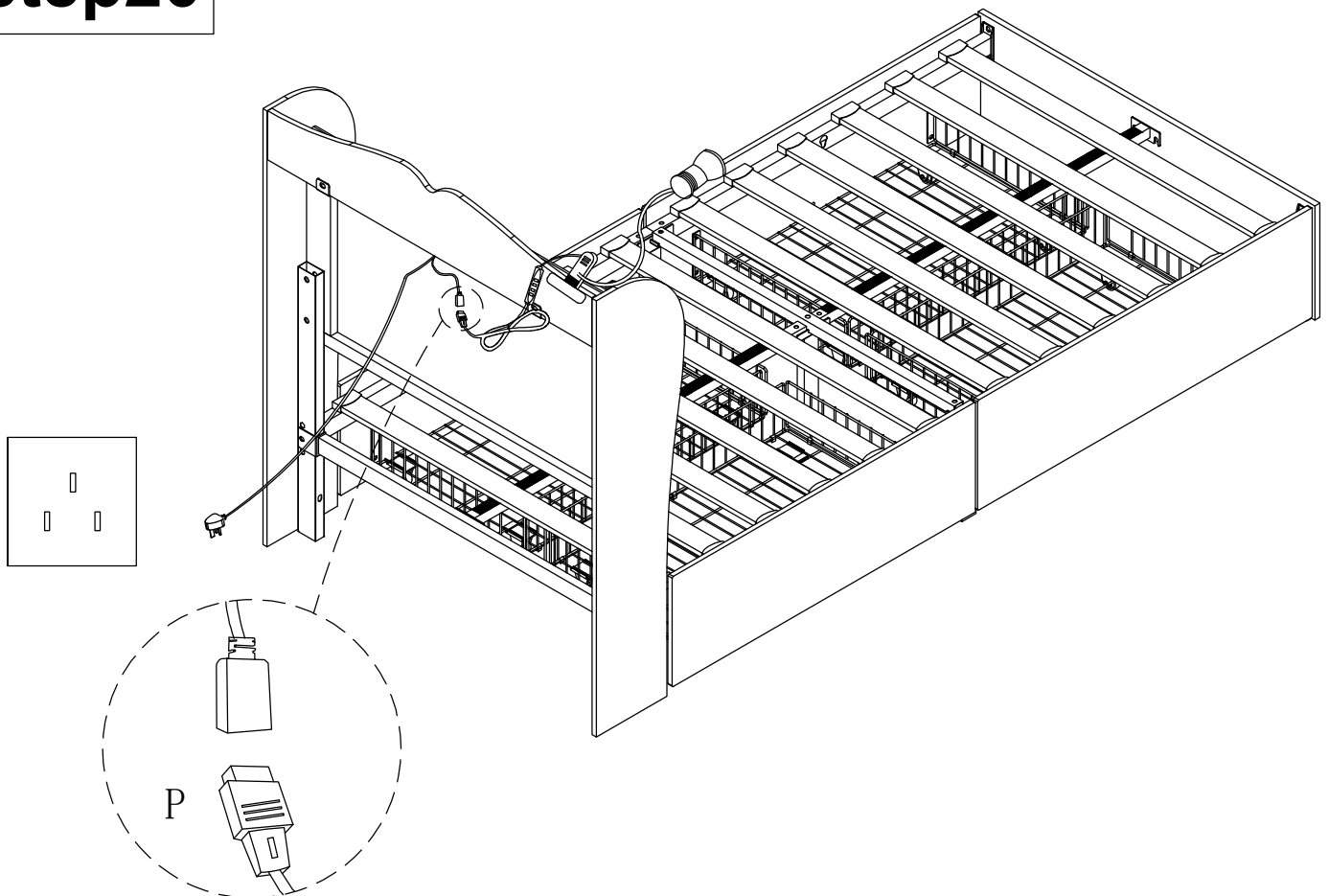


step19

P
1PC



step20





Shenzhen LH Testing Technology Co., Ltd.

108 and 107, building B15, Yintian Industrial Zone, Yantian community,
Xixiang street, Bao'an District, Shenzhen

Tel: +0755-23217880 Email: lihangoert@163.com www.lh-cert.com

CERTIFICATE OF CONFORMITY

No.: LH-240401051845

Applicant : Zhongshan Huanhui Lighting Co., Ltd.
Address : 23, Lane 2, Jinxing 1st Street, Sansha, Henglan Town, Zhongshan City,
Guangdong Province
Manufacturer : Zhongshan Huanhui Lighting Co., Ltd.
Address : 23, Lane 2, Jinxing 1st Street, Sansha, Henglan Town, Zhongshan City,
Guangdong Province
Product : LED DESK LAMP
Brand Name : N/A
Model(s) : D-60
Test Standard(s) : EN IEC 55015:2019/A11:2020;
EN IEC 61547:2023.

The EUT described above has been tested by us with the listed standards and found in compliance with the Council EMC Directive 2014/30/EU. It is possible to use CE marking to demonstrate the compliance with the EMC Directive.

The certificate applies to the tested sample above mentioned only and shall not imply an assessment of the whole production. It is only valid in connection with the test report number: LH-240401051845.

CE





Certificate of Conformity

No.: CCI240300872EN-1CER

Reference Report No. : CCI240300872EN-1

Applicant : DONGGUAN BAIYOU ELECTRONIC CO LTD
Address : 2F A Building, Wufeng Industrial, Jintan Road,
Danwu Shijie Town, Dongguan, Guangdong

Sample Name : USB CHARGER
Model/Item No. : BY213-TD04-C

Test Standards : IEC 62321-2:2013 IEC 62321-6:2015
IEC 62321-3-1:2013 IEC 62321-7-1:2015
IEC 62321-4: 2013+A1:2017 IEC 62321-7-2:2017
IEC 62321-5: 2013 IEC 62321-8:2017

The submitted sample(s) stated as above has(have) been tested by us with the listed standards and found in conformity with the requirements stated in Directive 2011/65/EU of the European Parliament and of the Council with regard to the restriction of the use of certain hazardous substances in electrical and electronic equipment and its subsequent amendments as well as Commission Delegated Directive (EU) 2015/863. It is possible to use CE marking on the product to demonstrate the conformity with this Directive.

This certification is part of the full test report(s) and should be read in conjunction with it. The certificate is based on a single evaluation of one sample of above-mentioned products. It does not imply an assessment of the whole production. Other CE marking directives may be applied, they have not been considered during this RoHS conformity assessment.



Technical director
Apr. 18, 2024