





# ASSEMBLY INSTRUCTIONS & PARTS IDENTIFICATION

## BENCH

**Thank you for purchasing this quality product. Be sure to check all packing material carefully for small parts that may have come loose inside the carton during shipment**

Parts key			
No	Qty	Description	
1	1 Pc	<b>Bench Top</b>	
2	2 Pcs	<b>Leg Assembly</b>	
3	4Pcs	<b>Floor Glide</b>	

Hardware Kit			
No		Description	Qty
A		<b>Flat washer M8x18</b>	4 pcs
B		<b>Lock washer M8</b>	4 pcs
C		<b>Bolt M8 x 45</b>	4 pcs
D		<b>Wrench</b>	1 pc

