

LED 5/6" SQUARE DOWNLIGHT INSTALLATION INSTRUCTIONS

Please read carefully and save these instructions, as you may need them at a later date.

WARNING - RISK OF ELECTRIC SHOCK. DISCONNECT MAIN POWER AT FUSE OR CIRCUIT BREAKER BEFORE INSTALLING OR SERVICING THE FIXTURE.


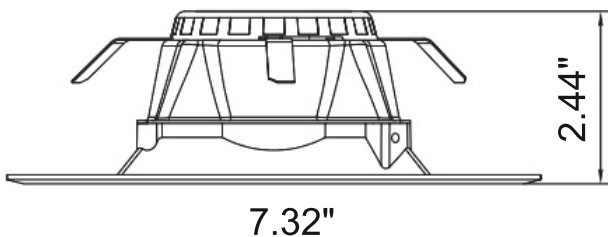
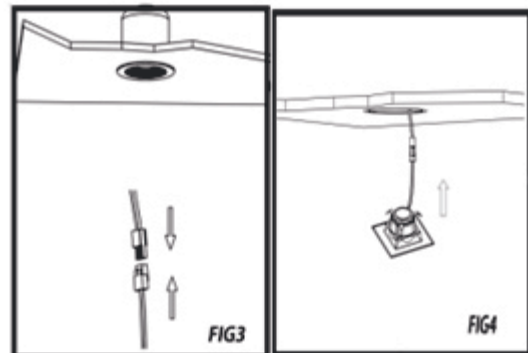
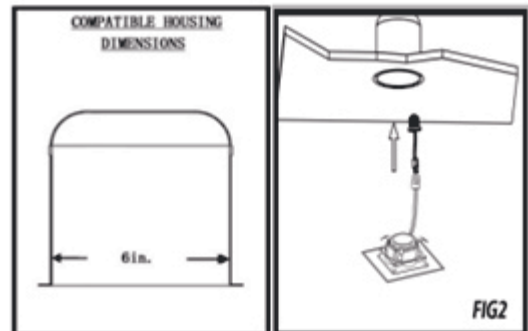
GENERAL: ALL ELECTRICAL CONNECTIONS MUST BE IN ACCORDANCE WITH LOCAL AND NATIONAL ELECTRICAL CODE (N.E.C.) STANDARDS. IF YOU ARE UNFAMILIAR WITH PROPER ELECTRICAL WIRING CONNECTIONS OBTAIN THE SERVICES OF A QUALIFIED ELECTRICIAN.

WARNING- RISK OF FIRE OR ELECTRIC SHOCK

- DO NOT MAKE OR ALTER ANY OPEN HOLES IN THE ENCLOSURE TO THE WIRING OR ELECTRICAL COMPONENTS DURING KIT INSTALLATION.
- TO PREVENT WIRING DAMAGE OR ABRASION, DO NOT EXPOSE WIRING TO EDGES OF SHEET METAL OR OTHER SHARP OBJECTS.
- SUITABLE FOR DRY AND DAMP LOCATIONS
- SUITABLE FOR TYPE IC OR SUITABLE FOR TYPE NON-IC
- USE ONLY IN OPEN LUMINAIRES
- THIS DEVICE IS NOT INTENDED FOR USE WITH EMERGENCY EXITS

ASSEMBLY AND INSTALLATION

- TWIST THE E26 ADAPTOR INTO SOCKET
- PLUG THE FEMALE CONNECTOR INTO THE MALE CONNECTOR
- TUCK ALL WIRES INTO THE CAN AND CAREFULLY PUSH THE RETROFIT TRIM INTO THE CAN



| Model No. | Voltage | Current | Wattage |
|--------------------|---------|---------|---------|
| WEN-D726-90-3000-S | 120V | 0.11A | 12W |
| WEN-D726-90-4000-S | 120V | 0.11A | 12W |
| WEN-D726-90-5000-S | 120V | 0.11A | 12W |

DIMMING

Dimming performance may depend on the dimmer, the dimmer range adjustment setting (for dimmers with brightness range adjustments), the wiring method, and/or the number of LED modules installed onto the dimmer circuit.

For dimmer selection, Dimming control manufacturers revise their product often; for the latest list of compatible dimmers please visit our website.

For best results, it is recommended to install a minimum of four LED modules onto one dimmer.

Before turning on the LED lights, set dimmer position at maximum before adjusting to a lower light level.

Please follow the dimming control manufacturer’s instructions for the installation of all dimming controls.

Following is a list of recommended dimmers:

| Brand | Lutron | Leviton |
|-------|---------------|---------|
| Model | DVCL-153P-WH | 6672 |
| | MACL-153M-WH | 0B33K1 |
| | S-600P | 1E1205 |
| | DVLV-603P-IV | 1F4205 |
| | CTCL-153PDH | 6633-P |
| | SLV-600P-WH | 6674 |
| | CT-603PG | 6631 |
| | S-603P | |
| | DV-600P | |
| | DVW-603PGH-WH | |