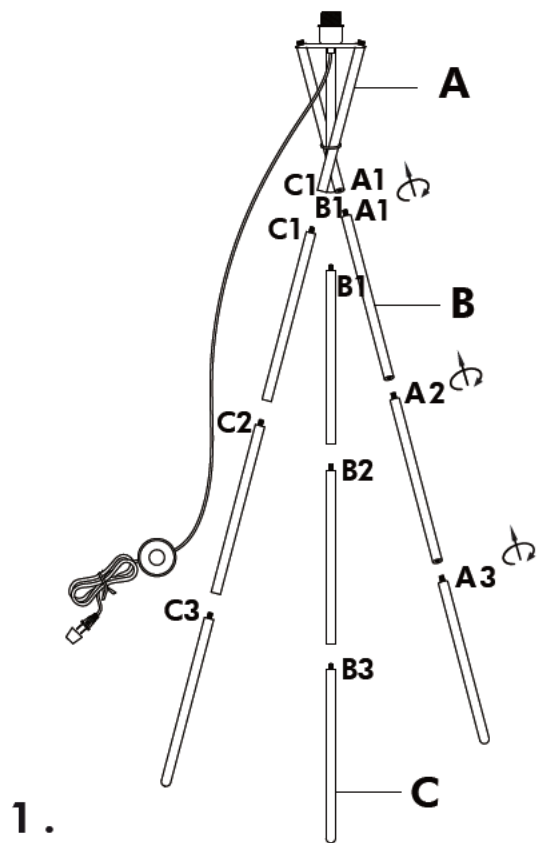
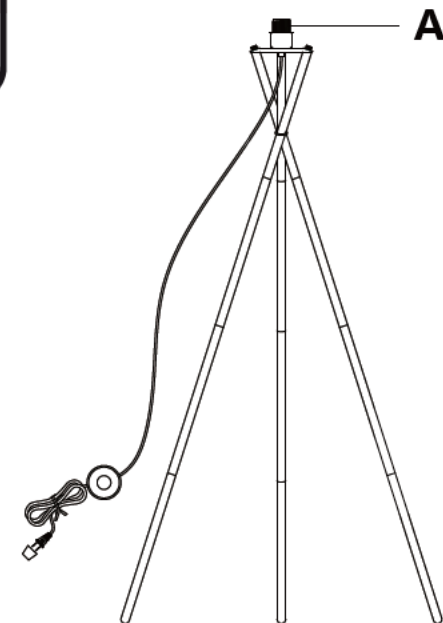
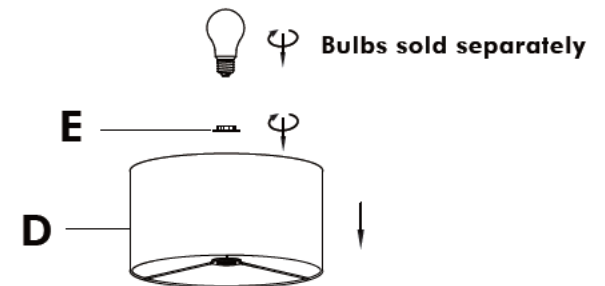
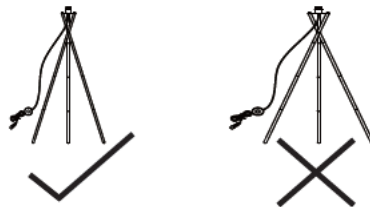


HINTS: Max. diameter of the tripod base is Dia 36.2". Please adjust the wooden sticks to ensure the stability.



1.

Install the wooden sticks on the tripod head (A) in label order: A1, A2, and then A3. Match the wooden sticks to the tripod head sticks (i.e., A1 to A1, A2 to A2, and A3 to A3).

2.

Place the lampshade (D) on the lamp head (A), and then gently tighten the socket ring (E) until the shade is firmly fixed. Install a E26 base/medium bulb on the lamp cap. (Bulb sold separately)