

Cove Heater KCV Series



Model Code:

KCV	12	10
A	B	C
A: Series		
B: 12 - 120V 20 - 208V		
24 - 240V		
C: Watts (210 - 1800)		



- Radiant & Convection Heat
- Long Life Elements
- Silent Running
- Junction box at each end
- Extruded aluminum front panel
- Easy surface-mount installation
- Ribbed front for maximum surface radiation
- Open-back design for maximum convection
- 1/2" diameter knockouts for 1/2" conduit
- Standard color: white (almond optional)
- 2-year limited warranty



The KCV Series Cove Heater

The KCV cove heater is a radiant heater that also produces convection heat by heating the air similar to a baseboard. By combining the quick comfort of radiant heat along with the sustained warmth of convection heat, warm air is uniformly dispersed throughout the room. The cove heater is mounted near the ceiling, eliminating furniture placement problems. Surface temperatures are lower than baseboard or fan heaters, making a pleasant form of heat similar to older ceiling cable heating systems. With no moving parts this heater is quiet and maintenance free. Typical uses are day care centers, assisted living housing, housing developments, laundry rooms, bathrooms, bedrooms.

Ordering Information * Add suffix -W for White or -A for Almond

	MODEL	VOLTS	WATTS	AMPS	LENGTH	SHIP WEIGHT lbs
120V	KCV1202	120	210	1.8	24"	5.5
	KCV1204	120	420	3.5	34"	6.7
	KCV1206	120	560	4.7	47"	9.3
	KCV1207	120	700	5.8	59"	11.2
	KCV1209	120	840	7.0	71"	11.2
	KCV1210	120	935	7.8	83"	15.3
	KCV1212	120	1125	9.4	94"	16.8
	KCV1215	120	1400	11.7	118"	26.0
	KCV2004	208	420	2.0	34"	6.7
208V	KCV2006	208	560	2.7	47"	9.3
	KCV2007	208	700	3.4	59"	11.2
	KCV2009	208	840	4.0	71"	13.1
	KCV2010	208	935	4.5	83"	15.3
	KCV2012	208	1125	5.4	94"	16.8
	KCV2015	208	1400	6.7	118"	21.2
	KCV2018	208	1800	8.7	118"	21.2
	KCV2404	240/208*	420/315	1.8/1.5	34"	6.7
	KCV2406	240/208*	560/420	2.3/2.0	47"	9.3
240V	KCV2407	240/208*	700/525	2.9/2.5	59"	11.2
	KCV2409	240/208*	840/630	3.5/3.0	71"	13.1
	KCV2410	240/208*	935/701	3.9/3.4	83"	15.3
	KCV2412	240/208*	1125/844	4.7/4.0	94"	16.8
	KCV2415	240/208*	1400/1050	5.8/5.0	118"	26.0
	KCV2418	240/208*	1800/1350	7.5/6.5	118"	26.0

*Dual rated heaters will draw 13% less amps and 25% less wattage when operated at 208V.

Cove Heater KCV Series

Accessories/Options

MODEL	DESCRIPTION	SHIP WEIGHT lbs
KCVT-1R	Single Pole Right side wiring thermostat	.25
KCVT-1L	Single Pole left side wiring thermostat	.25
KCVT-2R	Double Pole Right side wiring thermostat	.25
KCVT-2L	Double Pole Left side wiring thermostat	.25
-04-09	Joint Cover (To Combine 2 KCVs) Almond	.09
-04-09-W	Joint Cover (To Combine 2 KCVs) White	.09
-W	White	
-A	Almond	

Engineering Specifications

Construction:

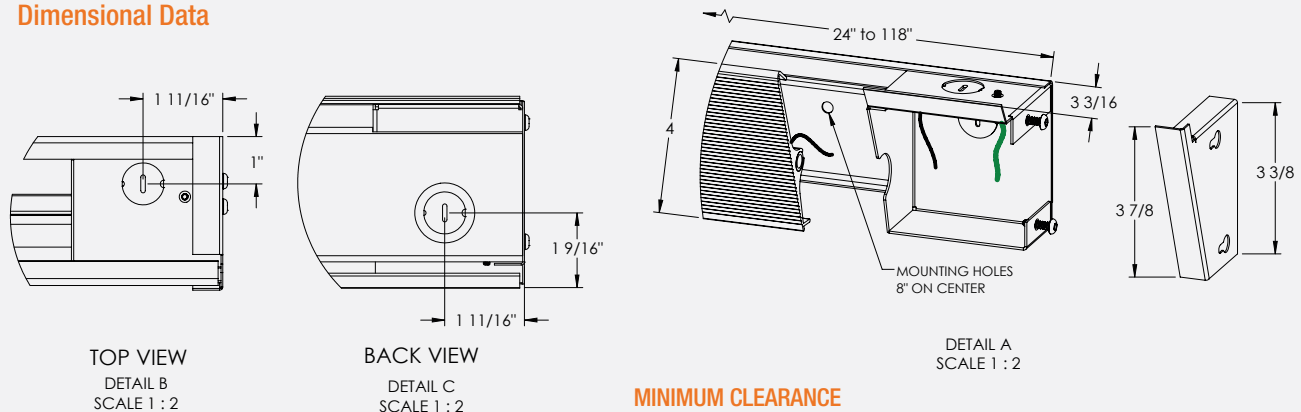
- Constructed of extruded aluminum with a maximum cross section thickness of .962".
- With sawtooth profile to increase radiating surface area.
- Open on top and bottom for maximum convection heating room air.
- With 32 cubic inch junction box at both ends, furnished with 1/2" knockouts on back and top.
- Ni-Chrome wire embedded in Magnesium Oxide powder enclosed and sealed in aluminum sheath.

- Element wattage density of approximately 150 watts per linear foot.
- With full length back case constructed of 22 gauge electrogalvanized steel with baked enamel finish.
- Two year limited warranty.

Ratings and Approvals:

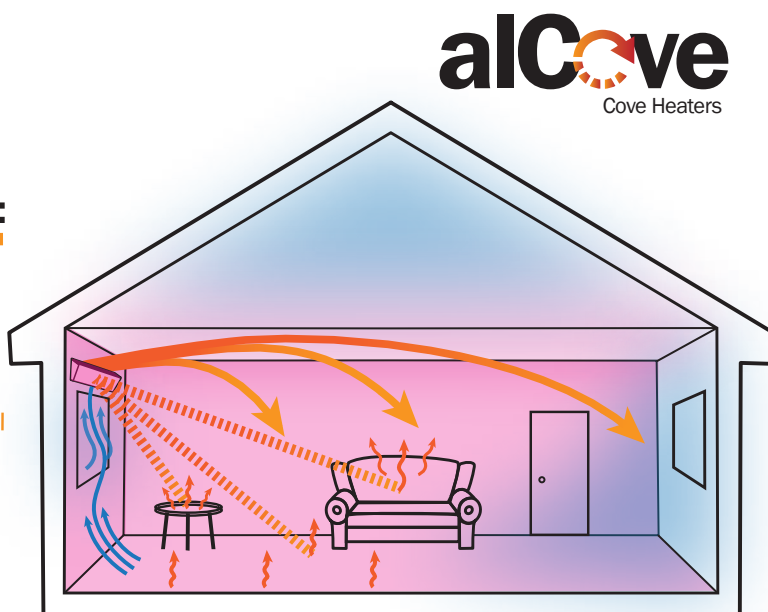
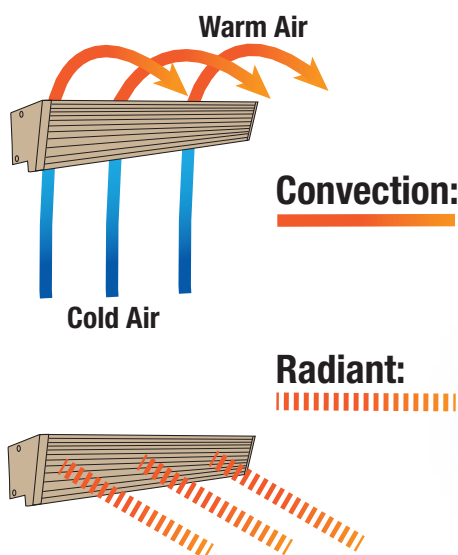
- The heaters shall be available in ratings from 250 - 1800 watts at 120 and 208/240 Volts.
- cULus

Dimensional Data



MINIMUM CLEARANCE

Heaters are not to be mounted closer than 2 1/2" from drywall ceiling or 6" from vinyl or drop ceiling. Heaters to be mounted at least 6 feet from floor.



alCove
Cove Heaters