

iSpring Water Systems

WSP SERIES USER MANUAL Ver.10/2021



 **Filter.com**

iSpring Water Systems, LLC (since 2005)

Copyright ©2005-2021 ISPRING WATER SYSTEMS, LLC. All rights reserved.

OVERVIEW

iSpring WSP and WSP-SL

Reusable Spin-down Sediment Water Filter Systems

The WSP spin-down sediment filter is the first line of defense for your plumbing system, faucets, and appliances. By removing dirt, sand, and rust particles, it protects and extends the life of your standard filters. It also prevents the faucets from being damaged by “grinding.” Statistics show that it saves up to 20% of water consumption from being wasted by “dripping faucets” in commercial and public buildings.

The iSpring WSP should be installed as a pre-filter, and the WSP-SL is used for hot water heaters to prevent scale buildup. The WSP and WSP-SL are flushable and reusable. With just a toggle of a switch, they can flush out particles that are trapped in the filter without needing to shut down the water supply first.



BEFORE INSTALLATION

Please read the following information carefully and completely before installation.

SPECIFICATIONS

The WSP is made of FDA-grade, high impact stainless steel mesh and offers a pore rating of 50, 100, 200, 500, or 1000 microns.

The WSP-SL includes a powerful anti-scale and corrosion agent called Siliphos, an ultra-safe water treatment compound. It contains a glass-like Polyphosphate with Sodium, Calcium Magnesium and Silicate, formulated specifically for scale prevention.

- Dry weight: 1 lb
- Dimensions: 3.5" width x 9" height
- Suitable temperature range: 40 - 100 °F
- Suitable pressure range: 20 - 90 psi

The 1-inch outlet MNPT fitting provides a maximum 20 GPM flow rate. The WSP and WSP-SL also feature 3/4 inch NPT threads on the inlet and outlet.



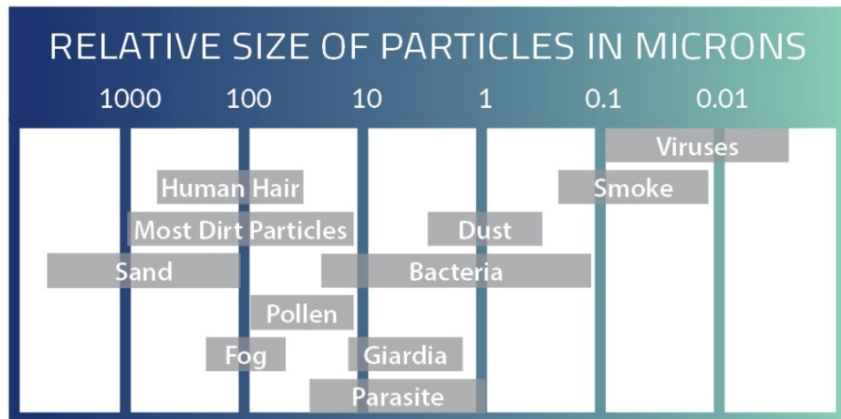
CHOOSING THE RIGHT FILTER SIZE

The WSP spin-down sediment filter series comes with a variety of options in terms of micron size. Choose the right filter cartridges with different micron ratings and filter media depending on the quality of your source water and contaminants. We recommend using multi-stage filters to achieve the best filtering results and longer cartridge life.



Smaller microns allow fewer particles through, but to get most life and efficiency out of your filters, it's important to only go as small as you need. Differences in water quality and your water pressure affect the performance of the WSP.

Please avoid the mistake of using 'fine' filters for 'rough' water, which will cause the filters to clog sooner than expected.



INSTALLATION

WHERE TO INSTALL

Install this filter in a place where it will be easy to access and maintain.

This product is NOT designed to be installed outdoors or in a place that is exposed to direct sunlight.

The filter should not be exposed to freezing temperatures, overheating, corrosive materials. If the product has to be installed outdoors, please create a weather proof enclosure for the filter. Please note that installing the system in a place other than recommended will void the warranty.

HOW TO INSTALL

To suit different plumbing sizes, the unit comes with two types of threads on both ends: **1 inch MNPT** and **¾ inch FNPT**. The flush out valve has a garden hose barb fitting.

The 1 inch MNPT may be directly mounted onto the 1 inch FNPT inlet port of a whole house filtration system. It is recommended that you have an inlet valve and outlet valve before and after the unit.

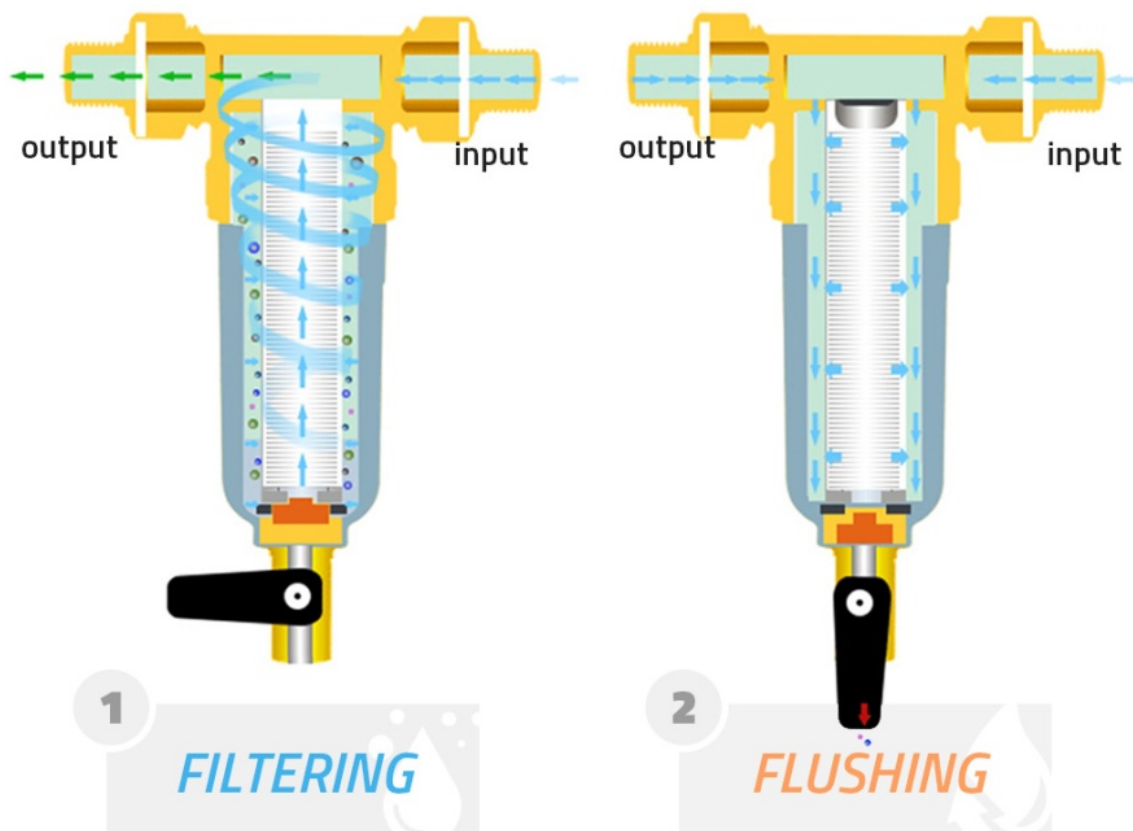
The WSP should be installed as a **first layer of filtration** for the water source before a larger filtration system. The WSP-SL prevents scale and corrosion in your water supply and should be installed after the water inlet to your water heater.










MAINTENANCE

The filters' see-through housing offers easy visual monitoring. To ensure filter performance, the unit should be flushed out at least once per week. To flush, connect a garden hose to the flush valve, turn off the outlet valve, turn on the inlet valve, and flush the valve.

Observe the stainless-steel mesh once per month. To clean the mesh, twist off the clear housing and use vinegar to remove any mineral deposits. Replace the mesh every **12 to 24 months**. Replace the mesh with Siliphos every **3 months** or depending on usage.

You can also visit our YouTube channel for more installation and maintenance videos.



| | | | | | | | | | |
|--------------------------------------|--|---|--|---|--|---|--|--|---|
| Filter Size |  WG B21 B |  WG B32 C(O) |  WG B12 B |  WG B22 B |  WG B22 B M |  WG B22 B-PB |  WG B32 B |  WG B32 B M |  WG B32 B-PB |
| Filtration Capacity | 4.5" X10" 50K gal (6 months) | 2.5" X20" 30K gal (6 months) | 4.5" X20" 100K gal (1 year) | 4.5" X20" 100K gal (1 year) | 4.5" X20" 100K gal (1 year) | 4.5" X20" 100K gal (1 year) | 4.5" X20" 100K gal (1 year) | 4.5" X20" 100K gal (1 year) | 4.5" X20" 100K gal (1 year) |
| Strongest water pressure delivered | 20 GPM | 12 GPM | 15 GPM | 15 GPM | 10 GPM | 5 GPM | 15 GPM | 10 GPM | 5 GPM |
| Treats chlorine, chloramines | ✓ | ✓ | ✓ | ✓ | ✓ | ✓ | ✓ | ✓ | ✓ |
| Treats iron, manganese, sulfur smell | 45K gal at 3.0 ppm for iron | | | | | | | | |
| Treats lead, iron, sulfur smell | 150K gal at 100ppb for lead 10K gal at 3.0ppm for iron | | | | | | | | |
| | 150K gal at 100ppb for lead 10K gal at 3.0ppm for iron | | | | | | | | |

iSpring Whole House Systems Comparison Sheet

CUSTOMER SATISFACTION AND WARRANTY REGISTRATION

To register your product for the warranty, please visit our website at 123filter.com and go to the “Warranty Registration” tab.

We provide a 30-day money back guarantee, a 1-year manufacturer warranty, and lifetime tech support for all of our products. However, we do not have the order information from websites other than 123Filter.com (Amazon, Home Depot, etc.), so please be sure to fill in that information upon registration of your system. If you have any questions or concerns about your product, please do not hesitate to call or email us, or put it in the notes/comments upon your warranty registration. Your satisfaction is our business!

If you are happy with our products and service, please show your support by writing a product review on Amazon. Even just a single line takes you just a minute, but means a lot to us. Thank you!

How to Contact Us

Office Hours: Monday-Friday, 8:30 am - 5:30 pm EST

Phone: (678) 261-7611

Email: support@123filter.com



Atlanta, GA USA

iSpringFilter.com

For questions, comments, or technical support, contact us at:

support@123Filter.com

(678) 261-7611

Monday-Friday 8:30 a.m. - 5:30 p.m. EST