TEST REPORT

LED CABINET LIGHT

Test Model: DS-1665 DS-1684

Report Number	:	LCSB01066112S
Applicant	:	DST HOLDINGS LTD.
Address	:	Unit 20B Calderdale Business Park, Club Lan, Halifax, HX2 8DB, U.K.
Manufacturer	:	ZHONGSHAN AIER LIGHTING TECHNOLOGY CO., LTD
Address	:	1/F-1, 5F-1, 6F-1, 7F-1, 8F-1, Building 1, No. 12, XiChong East Road, HengLan Town, ZhongShan City, GuangDong, China
Prepared by	:	Shenzhen Southern LCS Compliance Testing Co., Ltd.
Address	:	101-201, Building 39, Xialang Industrial Zone, Heshuikou Community, Matian Street, Guangming District, Shenzhen, China
Date of receipt sample	:	January 26, 2026
Date of test	:	January 27, 2026 to July 07, 2026
Date of issue	:	July 09, 2026

Remarks:
The results shown in this test report refer only to the sample(s) tested, this test report cannot be reproduced, except in full. without prior written permission of the company, The report would be invalid without specific stamp of test institute and the signatures of approver.

TEST REPORT

2021 No. 1095

ENERGY CONSERVATION

The Ecodesign for Energy-Related Products and EnergyInformation (Lighting Products) Regulations 2021

Testing Laboratory.....:	Shenzhen Southern LCS Compliance Testing Co., Ltd. 101-201, Building 39, Xialang Industrial Zone, Heshuikou Community, Matian Street, Guangming District, Shenzhen, China	
Test Specification: **Standard.....:**	2021 No. 1095	
Test item description.....: **Trademark..... :** **Test Model/Type.....:** **Rating..... :**	LED CABINET LIGHT Innoteck DS-1665 DS-1684 DC5V, 4W	
Prepare by..... :	Seth Cai (Project Engineer)	Seth Cai
Check by..... :	Ian Luo (Director)	Ian Luo
Approved by ..... :	Jesse Liu (Manager)	Jesse
Test Report Form No..... :	TRF-4-S-147 A/0	
TRF Originator.....:	Shenzhen Southern LCS Compliance Testing Co., Ltd.	
Master TRF..... :	/	

Shenzhen Southern LCS Compliance Testing Co., Ltd. APPROVED

Shenzhen Southern LCS Compliance Testing Co., Ltd. All rights reserved.

This publication may be reproduced in whole or in part for non-commercial purposes as long as the Shenzhen Southern LCS Compliance Testing Co., Ltd. is acknowledged as copyright owner and source of the material. Shenzhen Southern LCS Compliance Testing Co., Ltd. takes no responsibility for and will not assume liability for damages resulting from the reader's interpretation of the reproduced material due to its placement and context.

Test case verdicts	
Test case does not apply to the test object :	N(N/A)
Test item does meet the requirement ..... :	P(Pass)
Test item does not meet the requirement ...:	F(Fail)
Test item particulars:	
Type of light source:	
- Lighting technology used	☐ HL ☐ LFLT5HE ☐ LFL T5HO ☐ CFLni ☐ other FL ☐ HPS ☐ MH ☐ other HID ☒ LED ☐ OLED ☐ mixed ☐ other
- Non-directional or directional	☒ NDLS ☐ DLS
- Mains or non-mains	☐ MLS ☒ NMLS
- Connected light source (CLS)	☐ Yes ☒ No
- Colour-tuneable light source	☐ Yes ☒ No
- Envelope	☒ no ☐ second ☐ non-clear
- High luminance light source	☐ Yes ☒ No
- Anti-glare shield	☐ Yes ☒ No
- Dimmable	☐ Yes ☐ only with specific dimmers ☒ No
- Use of light source:	☒ Indoor ☐ Outdoor ☐ Industry
Lamp cap installed:	N/A
General product parameters :	
Energy consumption in on-mode (kWh/1 000 h)	4
Energy efficiency class	☐ A ☐ B ☐ C ☐ D ☐ E ☒ F ☐ G
Rated useful luminous flux……(lm):	380lm
Rated CCT ……..……..(K):	6500K
On-mode power (Pon), expressed in W.....:	4
Standby power (Psb)…….....(W):	N/A
Networked standbypower(Pnet)for CLS.(W):	N/A
Rated Ra.....:	80
Outer dimensions.....(mm):	N/A
Spectral power distribution.....:	See attachment 2
Claim of equivalent power .....:	☐ Yes: ☒ N/A
Chromaticity coordinates (x and y).....:	x:0.3130, y:0.3370
Peak luminous intensity .....(cd) :	N/A
Beam angle in degrees.....(°):	N/A
R9 colour rendering index valueR9.....:	10
Survival factor .....:	100%
The lumen maintenance factor.....:	96%

Displacement factor (cos Φ1).....:	N/A
Colour consistency in McAdam ellipses.....:	6
Claims that an LED light source replaces a fluorescent light source without integrated ballast of a particular wattage.....:	☐ Yes: ☒ N/A
Flicker metric (Pst LM) .....:	N/A
Stroboscopic effect metric (SVM).....:	N/A
Rated life time ……..…..(h):	30000h

Attachments:

The test report includes: ATTACHMENT 1(S) of Energy efficiency classes

The test report includes: ATTACHMENT 2(S) of Spectral power distribution

The test report includes: ATTACHMENT 3(S) of Photos

Summary of testing:

1. These results are in compliance with the ecodesign requirements of the Commission Regulation (EU) 2019/2020.
2. Measurement was conducted at voltage DC5V and a stable ambient temperature 25±10℃.
3. The total harmonic content of the supply voltage shall not exceed 3 %.

Label:



Equipment List:

Instrument	Equipment ID	Model	Calibration Date	Calibration Due Date
Full-field Speed Goniophotometer	SLCS-S-112	GO-R5000	2026/04/28	2027/04/27
Digital Power Meter	SLCS-S-103	PF2010	2026/04/23	2027/04/22
AC Testing Power Source	SLCS-S-115	DPS1060	2026/04/23	2027/04/22
Total Spectral Radiant Flux Standard Lamp	SLCS-S-143	D908S	2026/05/12	2027/05/11
2m Integrating Sphere System	SLCS-S-312	HAAS2000	2026/04/28	2027/04/27
Digital Power Meter	SLCS-S-309	PF9810	2026/04/23	2027/04/22
AC Testing Power Source	SLCS-S-310	DPS1005	2026/04/23	2027/04/22
Standard Lamp	SLCS-S-313	DC24/50W	2026/05/12	2027/05/11
DC Testing Power Source	SLCS-S-311	WY605	2026/04/23	2027/04/22
Flicker Photometer	SLCS-S-233	FLA-3000	2026/02/07	2027/02/06

General remarks

The test results presented in this report relate only to the object tested.

This report shall not be reproduced, except in full, without the written approval of the Issuing testing laboratory.

"(see Enclosure #)" refers to additioal information appended to the report.

"(see appended table)" refers to a table appended to the report.

Throughout this report a point is used as the decimal separator.

2021 No. 1095			
Clause	Requirement - Test	Result - Remark	Verdict
Annex I (Clause)	**Definitions in Regulation 2021 No. 1095**		**P**
	Number of sample used for test ……:	10 pcs	P
(3)	Directional Light Source		**N**
	at least 80 % of total luminous flux within a solid angle of π sr (corresponding to a cone with angle of 120°)		N
(15)	Useful luminous flux Φuse		P
	for non-directional light sources it is the total flux emitted in a solid angle of 4π sr (corresponding to a 360° sphere)		P
	for directional light sources with beam angle ≥ 90° it is the flux emitted in a solid angle of π sr (corresponding to a cone with angle of 120°)		N
	for directional light sources with beam angle < 90° it is the flux emitted in a solid angle of 0,586π sr (corresponding to a cone with angle of 90°)		N
Annex II (Clause)	**Energy Efficiency Requirements in Regulation 2021 No. 1095**		P
1.(a)	**Energy Efficiency Requirements – Light Source**		P
	On-mode Power Pon (W):	Pon=4.00W	P
	Maximum Allowed Power Ponmax (W): Ponmax = C x (L + Φuse/(F x η)) x R	Ponmax=4.67W	P
	Φuse:	380 lm	P
	Threshold efficacy η (lm/W): η for LED:	120	P
	End loss factor L (W) depending on light source: L for LED:	1.5	P
	End loss factor L (W) for connected light sources: 2.0		N
	Efficacy Factor F: 1.00 for non-directional light sources (NDLS, using total flux)	1.00	P
	Efficacy Factor F: 0.85 for directional light sources (DLS, using flux in a cone)		N
	CRI Factor R: 0.65 for CRI ≤ 25		N
	CRI Factor R: (CRI+80)/160 for CRI > 25, rounded to two decimals	R=(80+80)/160=1.00	P
	Correction Factor C Depending on Light Source Characteristics in Table 2		N
	Non-directional (NDLS) not operating on mains (NMLS), Basic Value: 1.00	1.00	P

2021 No. 1095			
Clause	Requirement - Test	Result - Remark	Verdict
	Non-directional (NDLS) operating on mains (MLS), Basic Value: 1.08		N
	Directional (DLS) not operating on mains (NMLS), Basic Value: 1.15		N
	Directional (DLS) operating on mains (MLS), Basic Value: 1.23		N
	Special Light Source Bonus on C		N
1.(a)	**Standby power – Light Source**		**N**
	The standby power Psb of a light source shall not exceed 0.5 W		N
	The networked standby power Pnet of a connected light source shall not exceed 0.5 W		N
	The allowable values for Psb and Pnet shall not be added together		N
1.(b)	**Energy Efficiency Requirements – Separate Control Gear (at full-load)**		N
	Control gear for LED or OLED light sources: $P_{eg}^{0.81}/(1.09 \times P_{eg}^{0.81} + 2.10)$		N
	The no-load power Pno of a separate control gear shall not exceed 0.5 W		N
	The standby power Psb of a separate control gear shall not exceed 0.5 W		N
	The networked standby power Pnet of a connected separate control gear shall not exceed 0.5 W		N
	The allowable values for Psb and Pnet shall not be added together		N
2.	**Functional Requirements – Light Source (Table 4)**		P
	Colour Rendering Index CRI: ⩾80	84.8	P
	Displacement Factor DF at Power Input Pon for LED and OLED MLS:		N
	No limit at Pon ⩽ 5 W DF ⩾ 0.5 at 5 W < Pon ⩽ 10 W, DF ⩾ 0.7 at 10 W < Pon ⩽ 25 W DF ⩾ 0.9 at 25 W < Pon		N
	Lumen Maintenance Factor (for LED and OLED): $X_{LMF,MIN}\% = 100 \times e^{\frac{(3000 \times \ln(0.7))}{L_{70}}}$	99.03%	P
	Survival Factor (for LED and OLED): At least 9 light sources of the test sample must be operational after completing the test in Annex V of this Regulation.	100%	P
	Colour consistency for LED and OLED light sources: Variation of chromaticity coordinates within a six-step MacAdam ellipse or less.	3.1	P
	Flicker for LED and OLED MLS: Pst LM ⩽ 1.0 at full-load		N

2021 No. 1095			
Clause	Requirement - Test	Result - Remark	Verdict
	Stroboscopic effect for LED and OLED MLS: SVM ≤ 0.4 at full-load		N
3.(a)	**Information to be displayed on the light source itself**		P
	Useful luminous flux (lm)	380 lm	P
	Correlated colour temperature (K)	6500K	P
	Beam angle (°) For directional light sources		N
3.(b)	**Information to be visibly displayed on the packaging**		P
3.(b)(1)	**Light source placed on the market, not in a containing product**		P
	(a) Useful luminous flux (lm): - In a font at least twice as large as the display of the on-mode power (Pon) - Clearly indicating if it refers to the flux in a sphere (360°), in a wide cone (120°) or in a narrow cone (90°)		P
	(b) Correlated Colour Temperature, rounded to the nearest 100 K		P
	(c) Beam angle in degrees For directional light sources		N
	(d) electrical interface details, e.g. cap- or connector-type, type of power supply (e.g. 230 V AC 50 Hz, 12 V DC)		P
	(e) L70B50 lifetime for LED and OLED light sources, expressed in hours		P
	(f) on-mode power (Pon), expressed in W		P
	(g) standby power (Psb), expressed in W and rounded to the second decimal. If the value is zero, it may be omitted from the packaging		N
	(h) networked standby power (Pnet) for CLS, expressed in W and rounded to the second decimal. If the value is zero, it may be omitted from the packaging		N
	(i) Colour Rendering Index, rounded to the nearest integer		P
	(j) Clear indication to this effect, if CRI< 80, and the light source is intended for use in outdoor applications, industrial applications or other applications where lighting standards allow a CRI< 80.		N
	(k) Information on non-standard conditions (such as ambient temperature Ta ≠ 25 ° C or specific thermal management is necessary)		P
	(l) a warning if the light source cannot be dimmed or can be dimmed only with specific dimmers or with specific wired or wireless dimming methods. In the latter cases a list of compatible dimmers		P

2021 No. 1095			
Clause	Requirement - Test	Result - Remark	Verdict
	and/or methods shall be provided on the manufacturer's website		
	(m) if the light source contains mercury: a warning of this, including the mercury content in mg rounded to the first decimal place		N
	(n) if the light source is within the scope of Directive 2012/19/EU, without prejudice to marking obligations pursuant to Article 14(4) of Directive 2012/19/EU, or contains mercury: a warning that it shall not be disposed of as unsorted municipal waste		N
3.(b)(2)	**Separate control gears** For separate control gear placed on the market as a stand-alone product, not as a part of a containing product		N
	(a) the maximum output power of the control gear (for HL, LED and OLED) or the power of the light source for which the control gear is intended (for FL and HID)		N
	(b) the type of light source(s) for which it is intended		N
	(c) the efficiency in full-load, expressed in percentage		N
	(d) the no-load power (Pno), expressed in W and rounded to the second decimal, or the indication that the gear is not intended to operate in no-load mode. If the value is zero, it may be omitted from the packaging but shall nonetheless be declared in the technical documentation and on websites		N
	(e) the standby power (Psb), expressed in W and rounded to the second decimal. If the value is zero, it may be omitted from the packaging but shall nonetheless be declared in		N
	(f) the networked standby power (Pnet), expressed in W and rounded to the second decimal. If the value is zero, it may be omitted from the packaging but shall nonetheless be declared in the technical documentation and on websites		N
	(g) a warning if the control gear is not suitable for dimming of light sources or can be used only with specific types of dimmable light sources or using specific wired or wireless dimming methods. In the latter cases, detailed information on the conditions in which the control gear can be used for dimming shall be provided on the manufacturer's or importer's website		N
	(h) a QR-code redirecting to a free-access website of the manufacturer, importer or authorised		N

2021 No. 1095			
Clause	Requirement - Test	Result - Remark	Verdict
	representative, or the internet address for such a website, where full information on the control gear can be found		
3.(c)	**Information to be visibly displayed on a free-access website of the manufacturer, importer or authorised representative**		N
3.(c)(1)	Separate control gears For any separate control gear that is placed on the EU market, the following information shall be displayed on at least one free-access website:		N
	(a) the information specified in point 3(b)(2), except 3(b)(2)(h)		N
	(b) the outer dimensions in mm		N
	(c) the mass in grams of the control gear, without packaging, and without lighting control parts and non-lighting parts, if any and if they can be physically separated from the control gear		N
	(d) instructions on how to remove lighting control parts and non-lighting parts, if any, or how to switch them off or minimise their power consumption during control-gear testing for market surveillance purposes		N
	(e) if the control gear can be used with dimmable light sources, a list of minimum characteristics that the light sources should have to be fully compatible with the control gear during dimming, and possibly a list of compatible dimmable light sources		N
	(f) recommendations on how to dispose of it at		N

Tables

Appendix-Test Data Sheet

1、Initial Lumen Measurement and Color Performance:

Sample No.	Power Pon (W)	Disp. Factor	Luminous Flux Φtotal (lm)	Efficacy (lm/W)	Color Temp (CCT)	Color rendering (Ra)	R9	SDCM	x	y
1	3.92	N/A	409.63	104.50	6452	84.8	13	3.8	0.3133	0.3316
2	4.01	N/A	412.59	102.89	6525	85.1	15	2.4	0.3119	0.3326
3	3.98	N/A	413.72	103.95	6407	84.6	12	3.6	0.3141	0.3328
4	3.96	N/A	417.66	105.47	6425	84.9	13	2.3	0.3136	0.3341
5	4.00	N/A	405.60	101.40	6474	84.7	12	3.7	0.3130	0.3315
6	4.04	N/A	412.00	101.98	6506	84.5	11	3.9	0.3125	0.3308
7	3.97	N/A	417.68	105.21	6560	84.8	13	1.7	0.3111	0.3337
8	4.06	N/A	419.89	103.42	6506	85.0	14	1.0	0.3119	0.3352
9	4.00	N/A	423.48	105.87	6440	85.2	15	4.5	0.3137	0.3309
10	4.03	N/A	427.46	106.07	6487	84.7	12	3.8	0.3128	0.3312
Avg.	4.00	N/A	415.97	104.08	6478	84.8	13	3.1	0.3128	0.3324

2、Different Mode Power 、Flicker、Stroboscopic Effect and Lumen Maintenance Test:

Sample No.	No-Load Power Pno	Standby Power Psb	Network Sb. Power Pnet	Flicker Pst LM	Stroboscopic Effect SVM	Total Luminous flux (lm) After 3600h	Lumen Maintenance at 3600h (%)	Survival factor at 3600h
1	N/A	N/A	N/A	N/A	N/A	405.62	99.02%	P
2	N/A	N/A	N/A	N/A	N/A	407.47	98.76%	P
3	N/A	N/A	N/A	N/A	N/A	410.20	99.15%	P
4	N/A	N/A	N/A	N/A	N/A	415.20	99.41%	P
5	N/A	N/A	N/A	N/A	N/A	402.48	99.23%	P
6	N/A	N/A	N/A	N/A	N/A	407.06	98.80%	P
7	N/A	N/A	N/A	N/A	N/A	413.38	98.97%	P
8	N/A	N/A	N/A	N/A	N/A	415.94	99.06%	P
9	N/A	N/A	N/A	N/A	N/A	417.59	98.61%	P
10	N/A	N/A	N/A	N/A	N/A	424.34	99.27%	P
Avg.	N/A	N/A	N/A	N/A	N/A	411.93	99.03%	P

ATTACHMENT 1(S)

Energy efficiency classes			
Standard	Clause	Model No.	Verdict
2021 No. 1095	Energy class	DS-1665 DS-1684	P
Conditions	-Test conditions: -ambition: 25.2℃/52%R.H. -Test voltage:DC5V		
Φuse	380 lm (Declared)		
P_{on}	Pon = 4W (Declared)		
F_{TM}	0.926		
η_{TM}	87.97 lm/w (Declared)		

Technical requirements	Test result		
$\eta_{TM} = (\Phi_{use}/P_{on}) \times F_{TM}\ (lm/W)$.	Energy efficiency class	Total mains efficacy η_{TM} (lm/W)	--
	A	210 ≤ η_{TM}	N
	B	185 ≤ η_{TM} < 210	N
	C	160 ≤ η_{TM} < 185	N
	D	135 ≤ η_{TM} < 160	N
	E	110 ≤ η_{TM} < 135	N
	F	85 ≤ η_{TM} < 110	P
	G	η_{TM} < 85	N

Factors FTM by light source type		
Light source type	Factor F_{TM}	--
Non-directional (NDLS) operating on mains (MLS)	1.000	N
Non-directional (NDLS) not operating on mains (NMLS)	0.926	P
Directional (DLS) operating on mains (MLS)	1.176	N
Directional (DLS) not operating on mains (NMLS)	1.089	N

ATTACHMENT 2(S)

Spectral power distribution

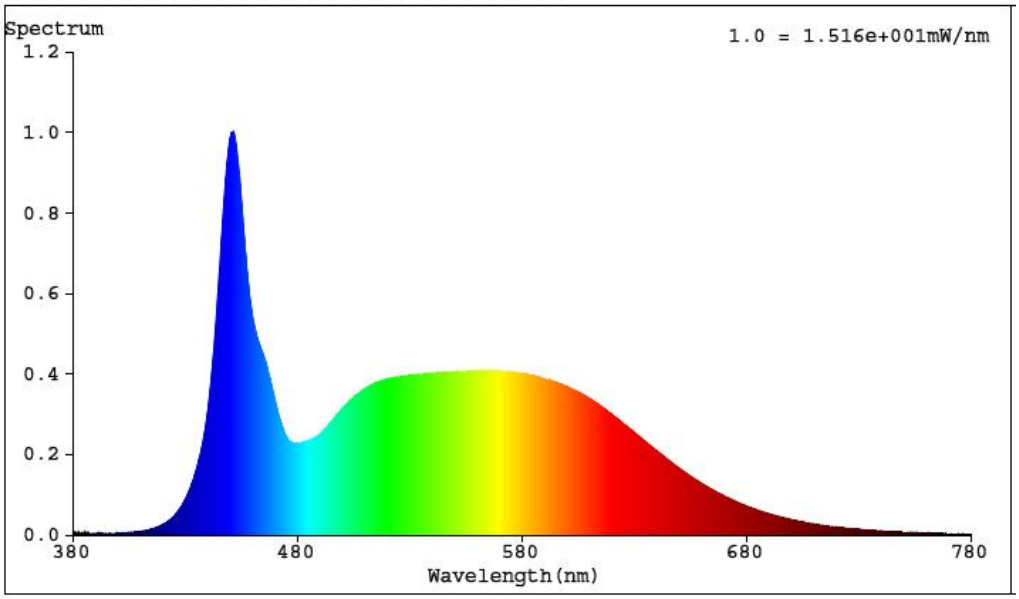

ATTACHMENT 3(S)

Photos of DS-1665 DS-1684



Photos of containing product



----- End of test report-----