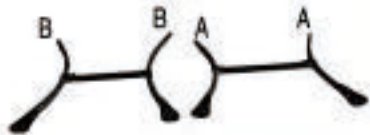



Lazy chair installation instructions



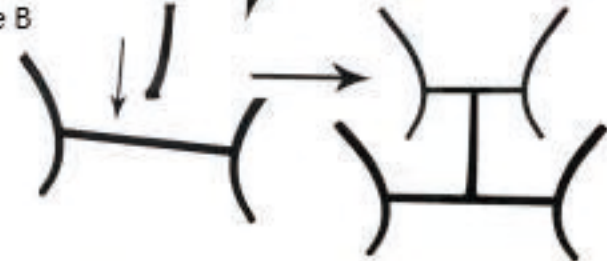
Front leg of the chair (Short) -A
Hind leg of the chair (Long) -B



Insert front leg A into the corresponding hole A
Insert hind leg B into the corresponding hole B



Stuck the black buckle and pull down the zipper



Insert the support bar (below the seat)
into the card slot (in the middle of the
chair legs)



Our support bar with radian
design, in line with ergonomics,
more comfortable and safe

Fasten the strap to the cross tube and adjust the balance