Adjusta-Flex
Adjustable Beds
Positioning You for Total Comfort

2016 ADJUSTA-FLEX BASE 1002

User's Manual

Version: BSS-NB1002-01

SAVE THESE INSTRUCTIONS!

Proper operation of your adjustable bed is necessary to ensure the long life and durability you expect from a high-quality product. The manufacturer has tested and inspected this product prior to shipment.

Table of Contents

2-3 ------------ Safety Precautions

4 ------------ Part List
Installation Guide

5 ------------ Wired Remote Instruction
Troubleshooting

6 ------------ Warranty Information

Safety Precautions

ATTENTION

IMPORTANT SAFETY INSTRUCTIONS.
PLEASE READ THESE INSTRUCTIONS THOROUGHLY BEFORE USING THIS PRODUCT.
PROPER OPERATION OF YOUR ADJUSTABLE BED IS NECESSARY TO ENSURE THE LONG LIFE AND DURABILITY YOU EXPECT FROM A HIGH QUALITY PRODUCT.

ELECTRICAL SAFETY ⚠ WARNING

Always unplug this adjustable bed frame from the electrical outlet before any cleaning or maintenance of the bed frame. To safely disconnect, make sure all controls are in the off position,then remove the plug from the outlet.Keep cord away from heated surfaces. Keep air openings free of lint, hair, debris - never operate when air openings are blocked. Never drop or insert any object into any opening. Use only indoors.Cease use of this bed frame and contact the customer service for repair if: (1) it has a damaged cord or plug, (2) it is not working properly, (3) it has been dropped or damaged, or (4) it has been dropped into water.

ATTENTION FOR MOVING PARTS

Keep body parts clear of all moving parts to avoid injury while the product is in use. Keep moving parts clear of obstruction during operation.

GROUNDING SAFETY

To reduce the risk of electric shock, electrical fire ,or faulty operation of this product, your adjustable bed features a polarized plug meant to be used only with a grounded electrical outlet. If this plug does not fit into your outlet, contact a qualified electrician to install a properly grounded outlet. Failure to use a properly grounded outlet for this product will compromise this important grounding safety feature. The use of adapters is not recommended unless the outlet is checked by a qualified electrician to ensure the proper grounding of the adapter. Please note: Unauthorized modifications to this product could void the electrical portion of your warranty.

WARRANTY WARNING

This bed is specifically designed be free. Any opening or tampering with the control box, motors or hand controls (with the exception of the battery compartment if equipped) will result in a void of the warranty. Only those authorized may conduct repairs or part replacement on your adjustable bed.

⚠ FOR OPTIMAL SAFETY, YOUR ADJUSTABLE BED SHOULD BE PLUGGED INTO A SURGE PROTECTOR (not supplied with this Adjustable Bed).

IN-HOME USE ONLY

This Adjustable Bed is designed exclusively for in-home use.

HOSPITAL DISCLAIMER:

It is NOT designed for hospital use and is NOT designed to meet hospital standards. Do not use this bed with TEND TYPE oxygen therapy equipment or use near explosive gases.

IMPORTANT SAFETY FEATURE

Weight fail safe feature: In the case that an overload of weight is placed on the head or foot mechanism, the control unit will automatically stop all functions. The control unit will automatically resume all functions 30 seconds after excess weight is removed. Weight Restrictions: For people + mattress, the recommended weight limits on our adjustable beds are: Twin XL/Split CA King:700 pounds, FULL/Queen:850 pounds

Locking caster feature: This adjustable bed may be equipped with special locking casters. For your safety, these casters will prevent bed movement when all casters are in the locked position. To lock casters, push down the safety latch on the caster. To resume product mobility, lift the safety latch up. Plese note: If your adjustable bed is positioned on a hard floor surface such as hardwood or tile, it is strongly recommended that rubber caster cups or carpet squares are placed under the casters in addition to locking them in place. Casters will not roll when locked, but may slide on an uncarpeted surface.

RADIO FREQUENCY IS 2.400-2.4835 GHZ.

FCC compliance device complies with part 15 of the FCC Rules. Operation is subject to the following two conditions:(1) This device may not cause harmful interference, and (2) this device must accept any interference received, including interference that may cause undesired operation.

CONSUMERS WITH PACEMAKERS

It is possible that the (optional) vibrating feature of this bed may be misinterpreted by some pacemakers as movement and/or exercise. This is common with any product that produces a vibrating motion,and may or may not affect your pacemaker.Please consult your physician with any concerns.

PRODUCT RATINGS

Lift Motor Restrictions: The lift motors in this bed are NOT designed to operate continuously for more than three (3) minutes over a thirty (30) minute time period,or approximately 10% duty cycle .To ensure reliable functionality and full life of this product,do not attempt to exceed these limits.

NOTE: Attempting to circumvent or exceed this rating will shorten the life expectancy of the product and may void the warranty.

NOTE: Exceeding the recommended weight restrictions could damage your adjustable bed and void your warranty.

The structure of the bed will support the recommended weight when distributed evenly across the bed. The head and foot sections are not designed to individually support or lift this amount of weight. For optimal performance, entering and exiting the adjustable bed with the bed in the flat or level position is recommended

SMALL CHILDREN AND PETS WARNING ⚠ WARNING

Immediately dispose of all packing materials as it can post a smother rish to small children and pets. Injury could occur also if children or pets are permitted to play on or under the bed. Do not allow children to operate this bed without adult supervision.

LIFT WARNING

DO NOT SIT ON THE HEAD OR FOOT SECTIONS WHILE IN THE RAISED POSITION,OR DURING LIFT OR LOWERING CYCLES

MOVING AFTER INSTALLATION

Do not place adjustable bed vertically on its hand or foot sections, This may cause injury to persons or damage to the base. Two people are required for moving this base dut to its heavy weight.

SAFETY ⚠ WARNING

In the case that an overload of weight is placed on head or foot mechanism, the control unit will automatically stop all functions. The control unit will automatically resume all functions 30 seconds after excess weight is removed.

- The input transformer voltage is 110-240V~,50/60Hz,1.6A, the output voltage is 29V 2A. In the case of a short circuit, a fuse on the transformer will blow to protect the electrical equipment (Fuse:1A-1.6A.).

Notice: The changes or modifications not expressly approved by the party responsible for compliance could void the user's authority to operate the equipment.
Important Note: To comply with the FCC RF exposure compliance requirements, no change to the antenna or the device is permitted. Any change to the antenna or the device could result in the device exceeding the exposure requirements and void user's authority to operate the device.

PART LIST

NOTE: Before discarding any packing materials, check the adjustable bed frame carton and verify all items in the parts list are included:

A. Wired Remote*1

B. Head Lift Motor*1

C. Foot Lift Motor*1

D. Power Adapter*1
Power Cord*1

E. Corner Legs*4
Center Legs*2

F. Center Legs Bolts*4
Allen Key*1

G. Motor Pins* 4
Motor Clips*4



H. Retainer bar*1

Installation Guide

Note: For safety reasons, the Adjustable Base should be lifted by two people. Always keep the bed a flat when lifting.

Unpack & Assembly of the Legs to the base

1. Open the carton box and unfold the metal bed frame. Then open all the boxes containing all the parts. First tighten the center legs in the center of the frame using the supplied Allen Key and center legs bolts. Then tighten the 4 corner legs with bolts(Allen Key not needed)

2. Flip over the bed frame, insert the mattress bar.













Adjustable Leg Height:

Legs can adjust to two difference heights(4",10.5")

WIRED REMOTE INSTRUCTION



Press this button to raise head

Press this button to lower head

Press this button to raise foot

Press this button to lower foot

Press this button to raise both the head and foot at the same time

Press this button to lower both the head and foot at the same time

TROUBLESHOOTING

Provided are a list of possible symptoms and their solutions should the adjustable base fail to operate properly.

Symptoms	Solutions
The base does not respond when the remote is used. Remote LED illuminates and appears to be normal.	Perform any or all of the following: ※ Check that the power cord is plugged into a working and grounded electrical outlet. ※ Check that the light on the control box is on ※ Check the home’s circuit breaker and fuses. ※ Unplug the power cord from the outlet. After one minute, plug it back in. Press any button on the remote. The base should be working.
If there is a power failure, please try to use battery backup.	It is recommend that you purchase 2*9V batteries and install them in the AC/DC adapter on the Power Unit. This function as a battery backup, which will allow the base to adjust to the flat position,press the flat button on the remote to get the bed flat.
Base stutters while in motion.	※ Clear any clutter or obstructions under and around the adjustable base. Radio frequency interference from other remotes or electronic devices may affect normal operation. ※ Check batteries in remote ※ Assure the keys on remote are being pressed firmly down when operating the Head and Foot buttons.

ADJUSTABLE BASE WARRANTY

Warranty for Adjusta-Flex 1002, 1003 Base

Boyd Adjusta-Flex warrants this adjustable bed to the consumer who is the original purchaser (the "purchaser," subject to the terms and conditions set forth herein).This warranty begins on the "warranty commencement date" which is the date of purchase for new unused beds and the date of manufacture for beds that have been used for floor display models. Thus, on a floor model bed, the warranty is a portion of 1-year warranty. If original proof of purchase is not provided by purchaser, Boyd Adjusta-Flex reserves the right to determine the frame is not covered by this warranty or to use the manufacturing date as the warranty commencement date.

FULL 1-YEAR WARRANTY

This adjustable bed is warranted against defects in the workmanship or materials for a period of one (1) year from the warranty commencement date. Upon notice during the first year from the warranty commencement date, Boyd Adjusta-Flex will send replacement parts (at no cost to the purchaser) for any defective adjustable bed part to the purchaser, and Boyd Adjusta-Flex will pay authorized labor and transportation cost associated with the repair or replacement of any parts Boyd Adjusta-Flex determines to be defective. This one (1) year warranty shall not apply if purchaser does not return any and all defective parts to Boyd Adjusta-Flex within 15 days of purchaser's receipt of replacement part.

ADDITIONAL TERMS AND CONDITIONS

This warranty does not apply; (a) to any damages caused by the purchaser; (b) if there has been any unauthorized repair or replacement of adjustable bed parts; (c) if the adjustable bed has been mishandled (whether in transit or by other means), subjected to physical or electrical abuse or misuse,(d) to damage to mattress, fabric, cables, electrical cords, or items supplied by Resellers, Contact the Reseller or relevant party for warranty information on these items: (e) if there has been any unnecessary service calls, including cost for in-home service calls solely for the purpose of educating the consumer about the adjustable bed for finding an unsatisfactory power connection;(g) if the recommended weight restrictions are not followed (330 lbs.-TXL; 660-Queen) the warranty will be void.

Repairs to or replacement of the adjustable bed or its components under the terms of this limited warranty will apply to the original warranty period and will not serve to extend such period. The decision to repair or replace defective parts under this warranty shall be made, or case to be made, by Boyd Adjusta-Flex at its option and in its sole discretion.

REPAIR OR REPLACEMENT SHALL BE THE SOLE REMEDY OF THE PURCHASER, THERE SHALL BE NO LIABILITY ON THE PART OF BOYD ADJUSTA FLEX FOR ANY SPECIAL, INDIRECT, INCIDENTAL, OR CONSEQUENTIAL DAMAGES OR FOR ANY OTHER DAMAGE, CLAIM, OR LOSS NOT EXPRESSLY COVERED BY THE TERMS OF THIS WARRANTY.

This limited warranty does not include reimbursement for inconvenience, removal, installation, setup time, loss of use, shipping, or any other cost or expenses.

Boyd Adjusta-Flex MAKES NO OTHER WARRANTY WHATSOEVER, EXPRESS OR IMPLIED, AND ALL IMPLIED WARRANTIES OR MERCANTABILITY AND FITNESS FOR A PARTICULAR PURPOSE ARE DISCLAIMED BY Boyd Adjusta-Flex AND EXCLUDED FROM THIS AGREEMENT.

IF YOU EXPERIENCE ANY TROUBLE WITH YOUR BED FRAME DURING THE WARRANTY PERIOD, PLEASE CALL: (314)-993-2693.

PLEASE HAVE YOUR RECEIPT READY AND AVAILABLE. THANK YOU AND ENJOY YOUR BOYD ADJUSTA-FLEX BED FRAME!

Some states do not allow the exclusion or limitation of incidental or consequential damages, so the above limitation or exclusion may not apply to every purchaser specific legal rights, and the purchaser may also have other rights, which may vary from state to state. This warranty is valid in all 50 states, Puerto Rico, and Canada.