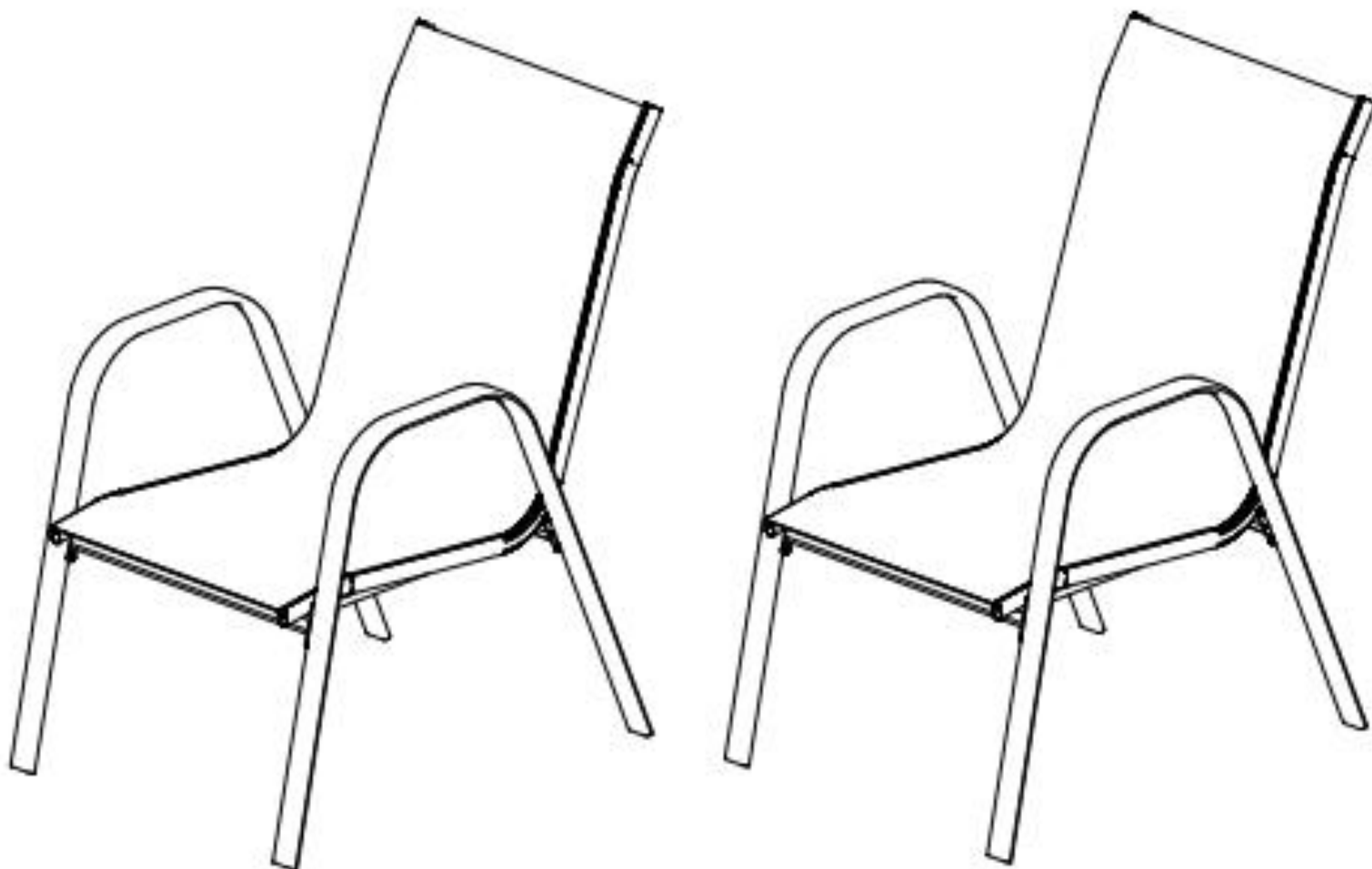


dining chair

Product ID. 7ANB4



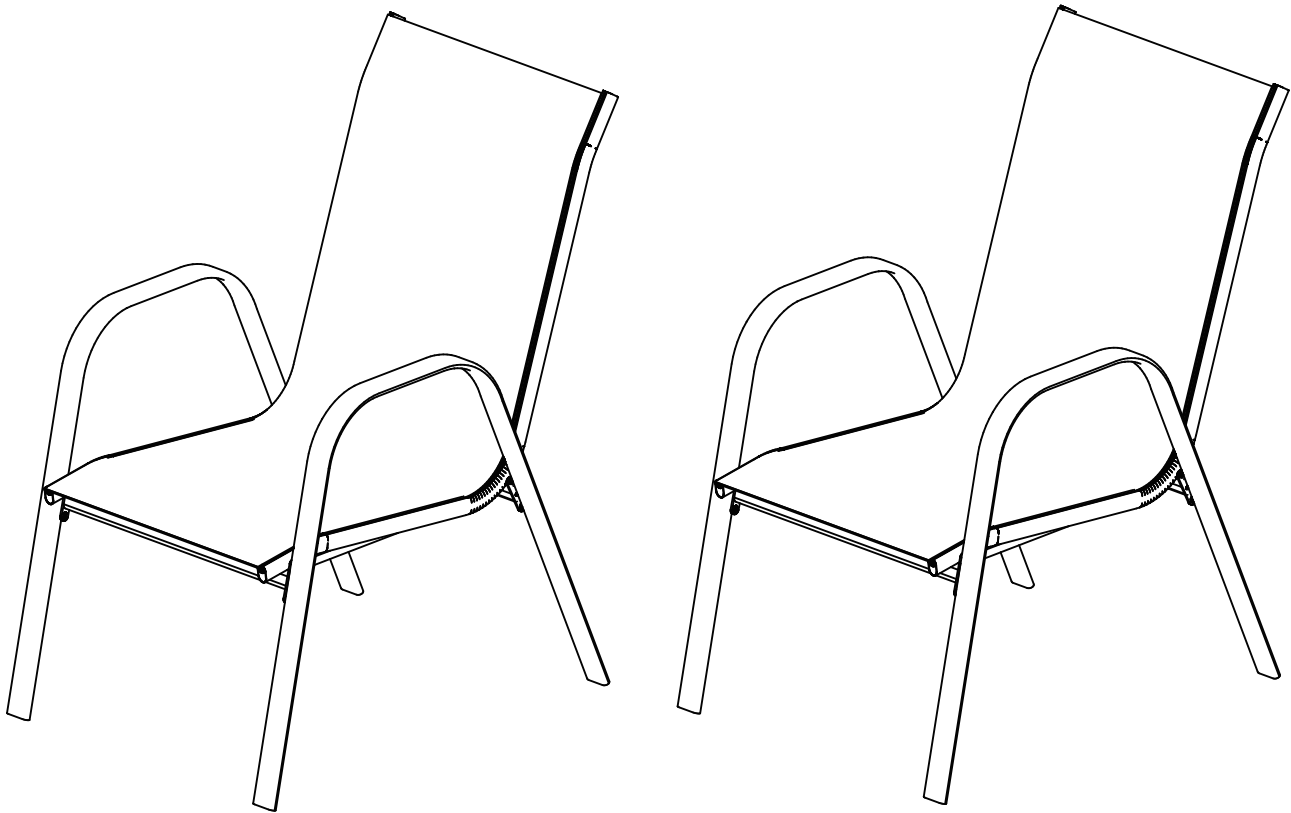
Scan for Support
support@garvee.com



Distributed by
GARVEE.com

V2604101BOX

ASSEMBLY INSTRUCTIONS

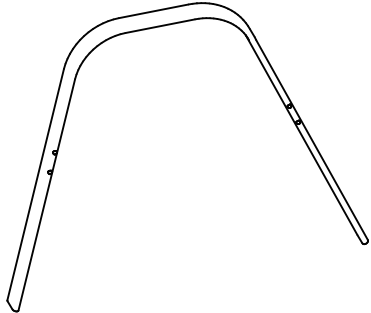
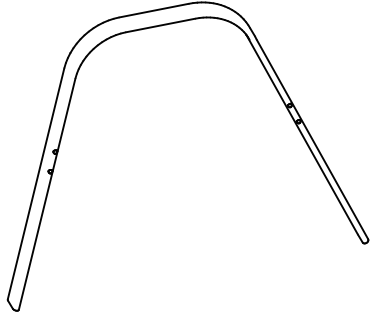
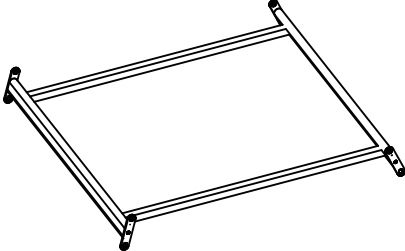
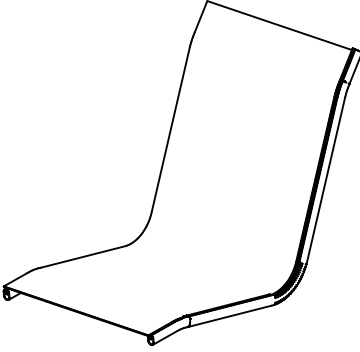
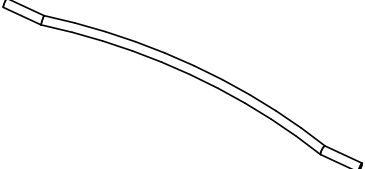
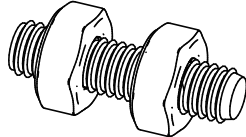

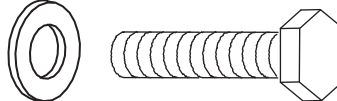
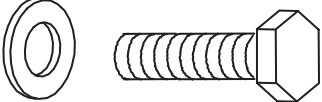
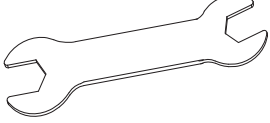


Support Email: support@garvee.com
Customer Phone Service: +1 888 891 2855
Mon - Fri from 9AM to 5PM (PST)

ASSEMBLY INSTRUCTIONS

Notice:

1. Follow the installation instructions. Please confirm all accessories are preset before installation.
2. Do not fully tighten the screws during initial assembly. Fully tighten screws only once all pieces which are correctly assembled.
3. If you encounter any problems during installation, refer to two solutions: Follow the installation video tutorial on the Amazon product page or contact our customer service.

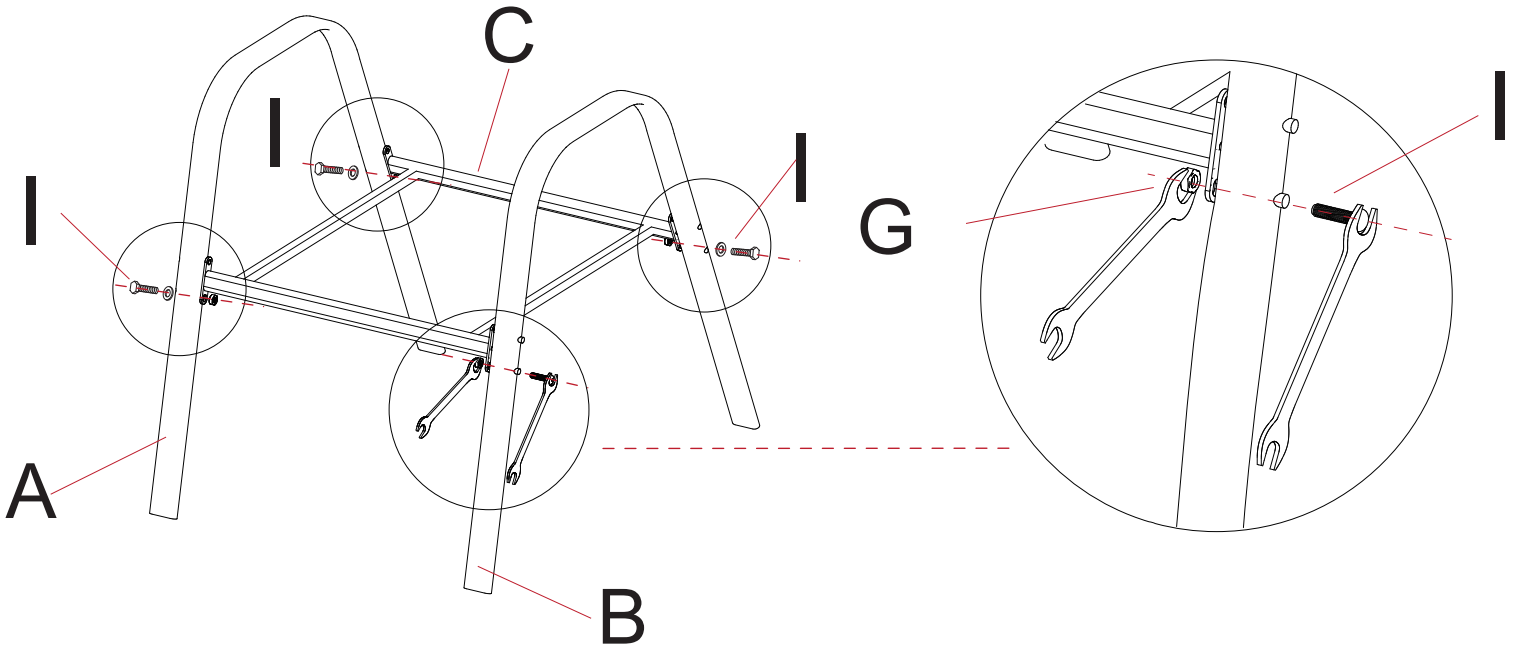
Item no.	Reference Image	Qty.	Item no.	Reference Image	Qty.
(A)		X2	(B)		X2
(C)		X2	(D)		X2
(E)		X2	(F)		X2
(G)	 M6	X16	(H)	 M6*70	X8
(I)	 M6*50	X8	(J)		X2

ASSEMBLY INSTRUCTIONS

1

- Ⓐ 1PC Ⓑ 1PC Ⓒ 1PC
- Ⓓ 4PCS Ⓜ M6*50 ⓐ 4PCS ⓑ M6

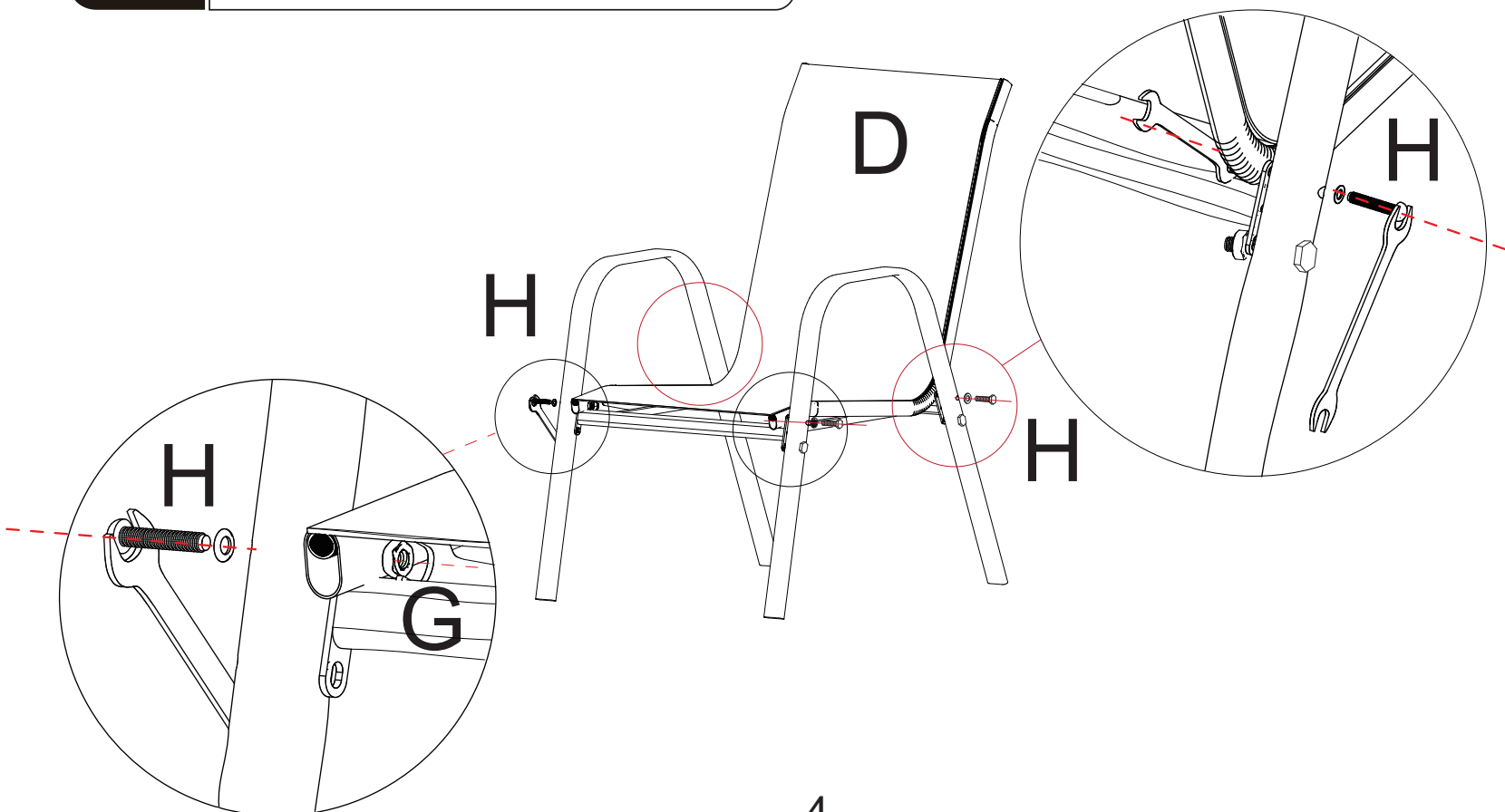
Partially tighten all the screws to about 30% of the full torque, do not fully tighten them.



2

- ⓓ 1PC
- Ⓕ 4PCS Ⓝ M6*70 ⓖ 4PCS ⓑ M6

Partially tighten all the screws to about 30% of the full torque, do not fully tighten them.



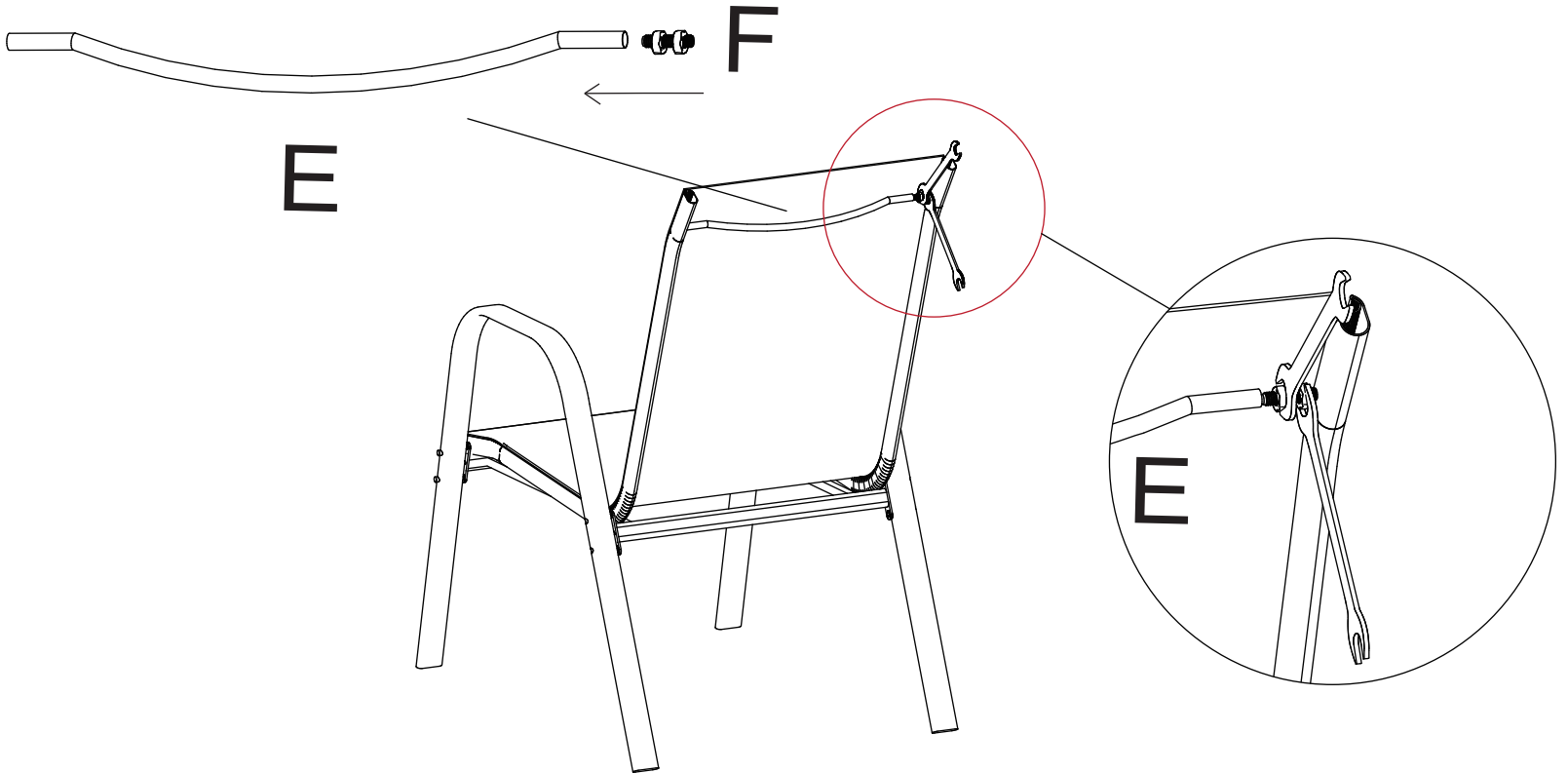
ASSEMBLY INSTRUCTIONS

3



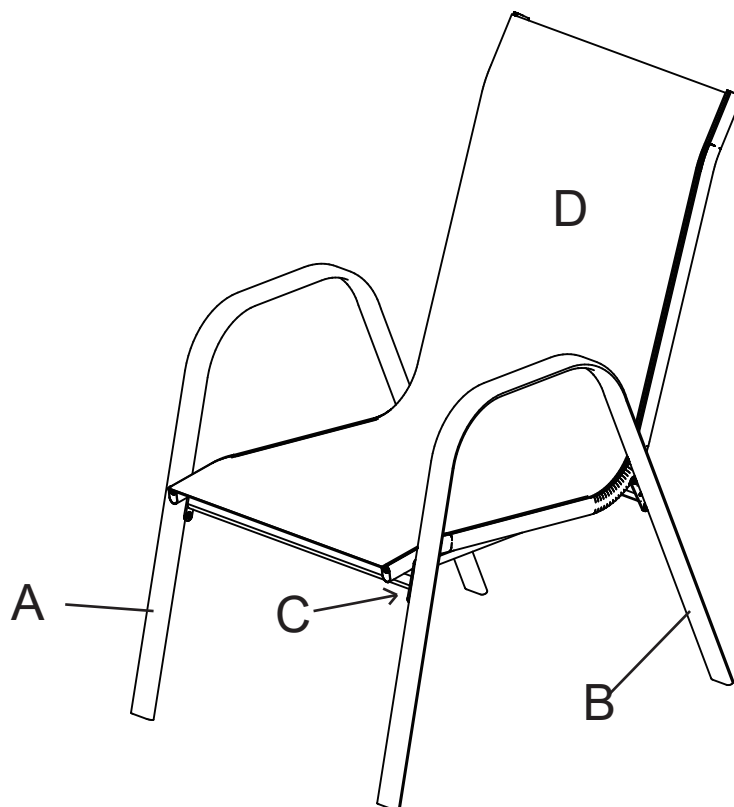
ⓔ 1PC+ ⓕ 1PC

First insert Part F into Part E, then install the chair back, and finally tighten (them) with a wrench.



4

After all the screws in this step have been installed, then go back and fully tighten all the screws. Then repeat all the steps to assemble another chair.



5

Thank you for choosing our outdoor furniture! To ensure your safety and a positive user experience, please carefully read the following safety statement:

1. Pre-Use Inspection: Before using the outdoor furniture, please inspect all components to ensure there are no damages, missing parts, or improper installation. If any issues are found, do not use the product and contact us immediately.
2. Weight Limit: Please adhere to the weight limits provided by the manufacturer. Exceeding the weight limit may cause damage to the furniture or lead to tipping, resulting in injury.
3. Stable Placement: Ensure that the furniture is used on a flat and sturdy surface to prevent collapse or sliding due to unevenness or instability.
4. Extreme Weather: In extreme weather conditions such as strong winds, heavy rain, or snow, please store the outdoor furniture indoors to prevent damage or accidents.
5. Designed for Outdoor Use: This product is designed for outdoor use, but care should be taken to avoid contact with sharp objects that could scratch or damage the surface.
6. Regular Maintenance: Regularly check the condition of the furniture, including connection points and stability. If any parts are loose or damaged, please repair or replace them promptly.
7. Safe Use: Please exercise caution while using the furniture. Avoid jumping or rocking vigorously, as this could result in accidental injury.
8. Child Safety: When children are using the furniture, please supervise them at all times to ensure they use the product correctly and safely.

Disclaimer: By using this product, you acknowledge that you have read, understood, and agreed to adhere to this safety statement. The manufacturer or supplier shall not be liable for any loss or injury resulting from failure to comply with this safety statement. If you have any questions or need further assistance, please feel free to contact us. Thank you for your understanding and support, and we wish you a pleasant experience!

Danksagung Vielen Dank, dass Sie sich für unsere Outdoor-Möbel entschieden haben!
Sicherheitshinweise

1. Vor Gebrauch prüfen: Untersuchen Sie alle Komponenten auf Beschädigungen, fehlende Teile oder unsachgemäße Montage. Bei Beanstandungen: Nutzung untersagen und uns umgehend kontaktieren.
 2. Gewichtsgrenze: Halten Sie die herstellerseitige Belastungsgrenze ein. Überlastung kann zu Beschädigungen oder Umkippen führen (Verletzungsrisiko!).
 3. Stabiler Stand: Nur auf ebenen, tragfähigen Flächen nutzen • •Kipp- oder Rutschgefahr bei Unebenheiten!
 4. Extremwetter: Bei Sturm, Starkregen oder Schnee Möbel innen lagern • •Schutz vor Beschädigungen/Unfällen.
 5. Designzweck: Produkt ist outdoor-tauglich, jedoch Kontakt mit spitzen Gegenständen vermeiden (Kratzer/Schäden).
 6. Wartung: Regelmäßig Verbindungen und Stabilität prüfen. Lockere/beschädigte Teile sofort reparieren oder ersetzen.
 7. Sichere Nutzung: Kein Springen oder starkes Schaukeln • •Unfallgefahr!
 8. Kindersicherheit: Bei Nutzung durch Kinder durchgehende Aufsicht gewährleisten.
- Haftungsausschluss: Mit Nutzung bestätigen Sie das Verständnis dieser Hinweise. Bei Nichtbeachtung haftet der Hersteller/Lieferant nicht für Schäden oder Verletzungen.
- Kontakt Rückfragen? Wir unterstützen Sie gern.
- Schlussformel Dank für Ihr Verständnis • •wir wünschen angenehme Momente!

Agradecimiento¡Gracias por elegir nuestro mobiliario exterior!

Declaración de Seguridad

1. Inspección previa: Revise si hay daños, piezas faltantes o montaje incorrecto. Hallazgos negativos: no usar y contactarnos.
2. Límite de peso: Respete el peso máximo del fabricante. Excederlo puede causar daños o volcado (riesgo lesiones).
3. Ubicación estable: Use sólo en superficies planas y firmes • •previene caídas/deslizamientos.
4. Clima extremo: Con viento fuerte, lluvia intensa o nieve, guarde el mueble en interior.
5. Diseño: Producto para exterior, pero evite objetos afilados (rayas/daños).
6. Mantenimiento: Verifique regularmente uniones y estabilidad. Piezas sueltas/deterioradas: reparar o reemplazar inmediatamente.
7. Uso seguro: Prohibido saltar o balancearse vigorosamente • •¡riesgo de accidente!
8. Seguridad infantil: Supervisión constante durante el uso por niños.

Descargo de responsabilidad:El uso implica aceptación de estos términos. El fabricante/proveedor no asume responsabilidad por daños/lesiones derivados del incumplimiento.Asistencia¿Consultas?

Contáctenos sin problema.

DespedidaGracias por su comprensión • •¡le deseamos un buen disfrute!

RemerciementsMerci d• avoir choisi nos meubles d'extérieur !

Déclaration de Sécurité

1. Vérification préalable: Inspectez tous les éléments pour dommages, pièces manquantes ou montage incorrect. Problème détecté N• utilisez pas et contactez-nous.
2. Charge maximale: Respectez la limite de poids fabricant. Le dépassement peut causer des dommages ou basculement (risque de blessure).
3. Stabilité: Utilisez uniquement sur sol plat et stable • •prévention des chutes/glislements.
4. Intempéries: En cas de vent fort, pluie intense ou neige, rangez les meubles à l• intérieur.
5. Conception: Produit conçu pour extérieur, mais évitez les objets pointus (rayures/détérioration).
6. Maintenance: Vérifiez régulièrement fixations et stabilité. Éléments desserrés/endommagés : réparez ou remplacez immédiatement.
7. Usage prudent: Interdiction de sauter ou de se balancer vigoureusement • •risque d• accident !
8. Sécurité enfants: Surveillance constante requise pendant l• utilisation par les enfants.

Clause de non-responsabilité:L• utilisation vaut acceptation de ces consignes. Le fabricant/fournisseur décline toute responsabilité en cas de non-respect entraînant pertes ou blessures.

AssistanceQuestions Contactez-nous.

ClôtureMerci de votre compréhension • •excellente expérience à vous !

RingraziamentoGrazie per aver scelto i nostri mobili da esterno!

Dichiarazione di Sicurezza

1. Ispezione preliminare: Verificare danni, parti mancanti o montaggio errato. Difetti riscontrati Non utilizzare e contattarci.
2. Limite di peso: Rispettare il carico massimo del produttore. Superarlo può causare danni o ribaltamento (rischio infortuni).
3. Posizionamento stabile: Utilizzare solo su superfici piane e solide • •prevenzione cadute/scivolamenti
4. Meteo estremo: Con vento forte, pioggia intensa o neve, riporre i mobili al chiuso.
5. Design: Prodotto per esterni, ma evitare oggetti appuntiti (graffi/danni).
6. Manutenzione: Controllare regolarmente giunzioni e stabilità. Componenti allentati/danneggiati: sostituire o riparare subito.
7. Utilizzo sicuro: Vietato saltare o dondolarsi • •pericolo incidenti!
8. Sicurezza bambini: Supervisione costante durante l• uso da parte di minori.

Esclusione di responsabilità:L• uso implica accettazione delle condizioni. Il produttore/fornitore non è responsabile per danni/lesioni derivanti dal mancato rispetto.SupportoDomande? Siamo a disposizione.

ChiusuraGrazie per la collaborazione • •buona esperienza!

Limited Liability & Warning

No Unauthorized Modifications/Repairs: Do not modify or attempt to repair this product unless you are an authorized technician. Unauthorized actions may create hazards and void all warranties

Misuse & Non-Compliance: We are not liable for any injury, damage, or loss resulting from:

- (a) misuse, abuse, neglect, or improper installation;
- (b) failure to follow instructions or safety precautions;
- (c) use of unauthorized parts/accessories;
- (d) unauthorized modifications/repairs;
- (e) accidents, natural disasters, or external causes.

If you doubt any step of installation or operation, stop using the product and contact authorized service or the customer support.

LIMITACIÓN DE RESPONSABILIDAD Y ADVERTENCIA

Modificaciones o Reparaciones No Autorizadas: NO modifique ni intente reparar este producto a menos que sea un técnico autorizado. Las acciones no autorizadas pueden generar riesgos y anularán todas las garantías.

Uso Indebido e Incumplimiento: No asumimos responsabilidad alguna por lesiones, daños o pérdidas que resulten de:

- (a) uso indebido, abuso, negligencia o instalación incorrecta;
- (b) incumplimiento de las instrucciones o precauciones de seguridad;
- (c) uso de piezas o accesorios no autorizados;
- (d) modificaciones o reparaciones no autorizadas;
- (e) accidentes, desastres naturales o causas externas.

Si tiene dudas sobre algún paso de la instalación o el funcionamiento, deje de usar el producto y póngase en contacto con el servicio técnico autorizado o con atención al cliente.

GARVEE

support@garvee.com