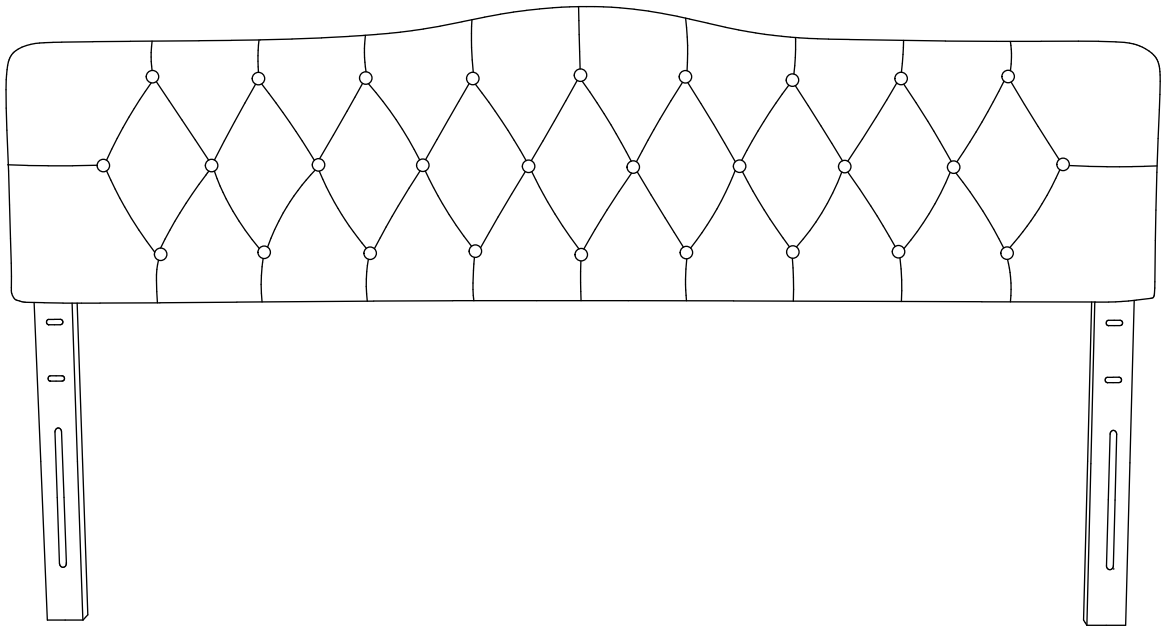
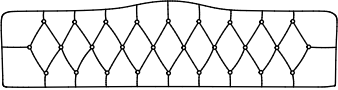



# Installation & Assembly








# ASSEMBLY INSTRUCTION

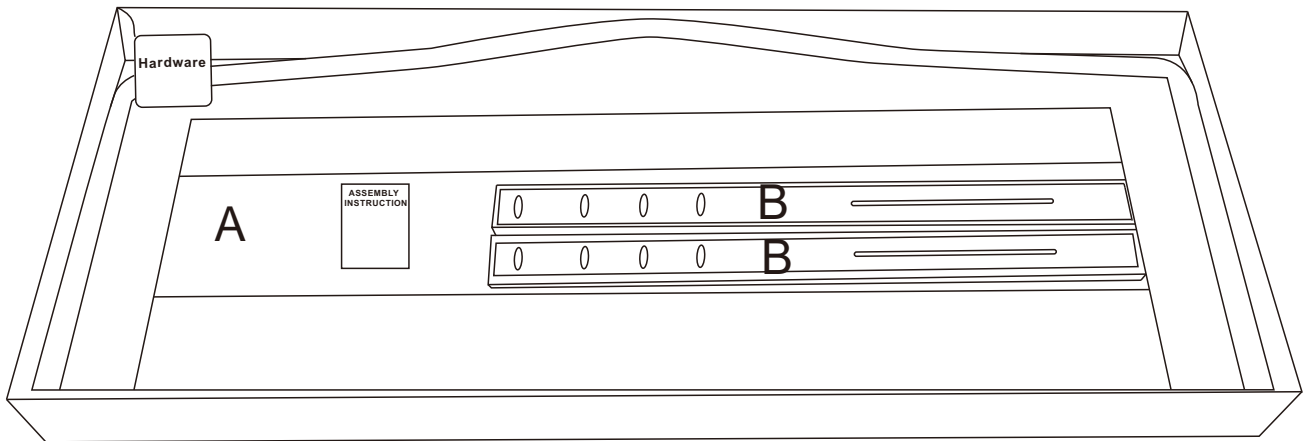
## PartsList

<b>A</b>  x1	<b>B</b>  x2		
--	---	--	--

## HardwareList

<b>①</b> M6x40  4pcs	<b>②</b>  4pcs	<b>③</b>  1pc	M6x70  Spare Screws 6pcs	 Spare Flat Washer 6pcs
---	---	--	--	--

1



Upon receiving the package, please first verify the materials inside, which include the following items

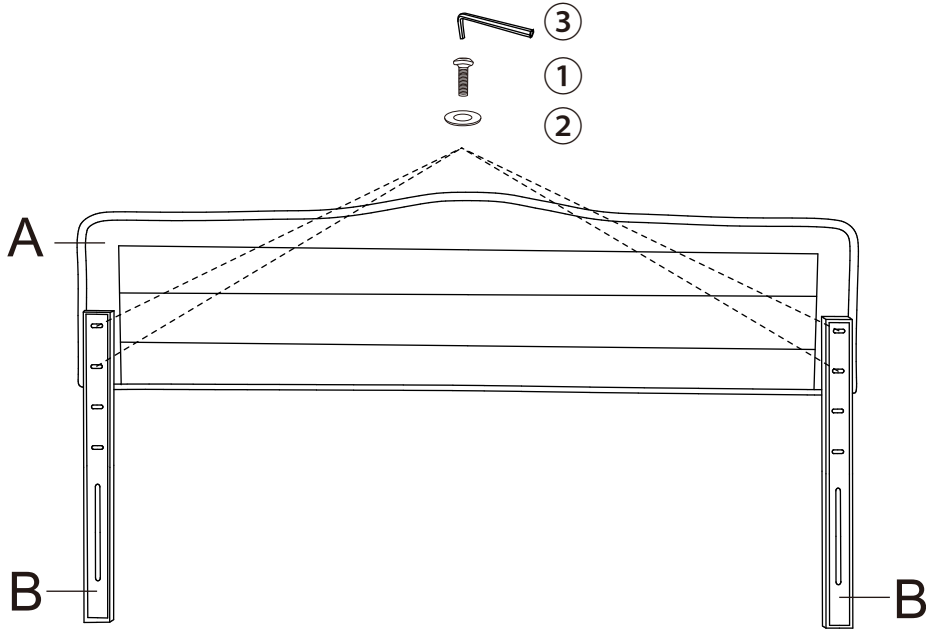
1. Headboard Part A, 1 pc
2. Foot Part B, 2 pcs
3. Assembly instruction, 1 pc
4. Hardware bag 1 pc



If you don't see the above accessories, please check if they are on the back of the box

The hardware bag comes with a red string. When using it, please first remove the red string

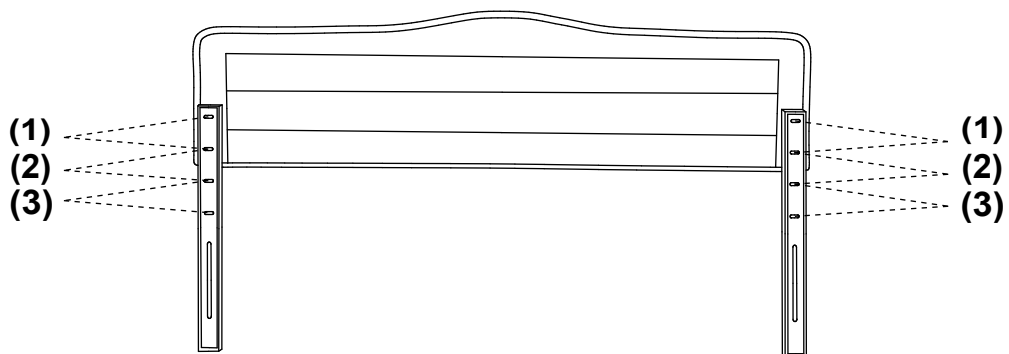
# ASSEMBLY INSTRUCTION

2



①	4	②	4
			
M6x40			

3



Part B is installed onto Part A as shown in the figure.

And there are three installation methods to adjust the height of the bed. Adjustable bed height range: 0.9m-1.1m (manual measurement:  $\pm 3\text{cm}$ )