
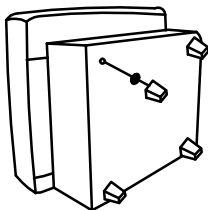


ASSEMBLY INSTRUCTIONS

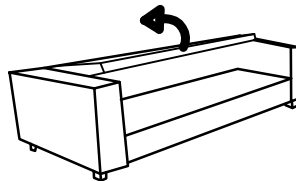
ITEM NO: F6927; F6928; F6920

1		12
2		12

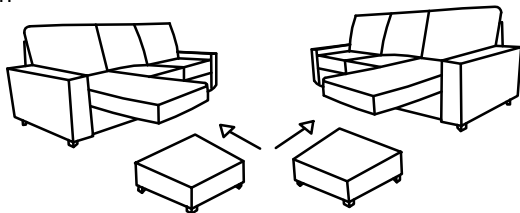
Step 1: INSERT LEGS



Step 2: Turn up back to proper position



Step 3: put the seat & back cushion on the proper position



Step 4: Completed

