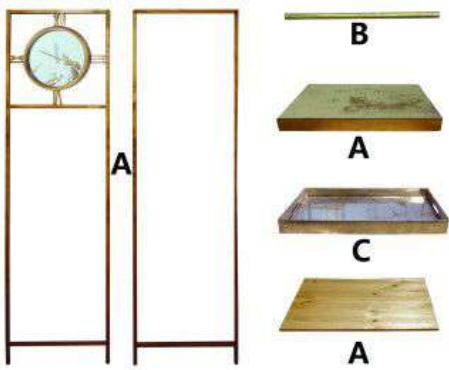
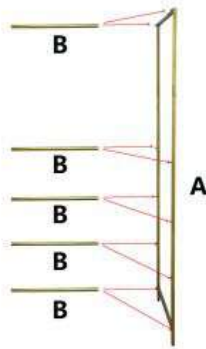


Assembly Instructions

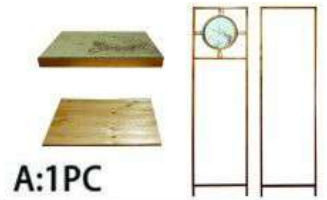
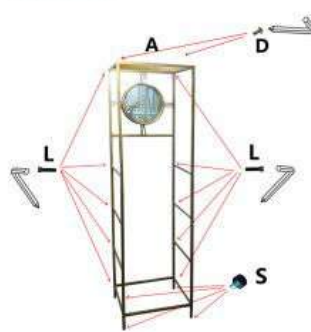
STEP 1



STEP 2



STEP 3



B:10PCS

STEP 4



COMPLETE



C:3PCS

0.32X1.18"
L:10PCS

0.24X0.59"
S:4PCS

1PC

0.24X0.51"
D:4PCS