

NOTICE

- * Please make sure that you have all parts indicated and they are in good condition before you begin assembly of this item. Refer to part list and hardware list below for guidance.
- * This item should be assembled on a soft surface to prevent scratching the finished goods during assembly.
- * This item may require periodic tightening.
- * If you are having difficulty, our friendly Customer Care team is always here to help. Please email customersupport@safavieh.com

PREPARATION

- * Before beginning assembly of product, make sure all parts are present. Compare parts with part contents list and hardware contents list.
- * If any part is missing or damaged, do not attempt to assemble the product.
- * Estimated Assembly Time: 20 minutes.
- * Tools Required for Assembly (included) : Allen key.

CARE AND MAINTENANCE


WOOD CARE: Adhesive felt pads should always be applied to areas of furniture which make direct contact with flooring, said application will prevent damage to the furniture and or surfaces on which the furniture lies. Objects placed on articles of furniture should rest on non abrasive material as to prevent damage to the wood finish. Wipe up spills immediately and avoid common hazards such as hot dishes, harsh solvents and abrasives. Cleaning should be done with a soft lint free cotton cloth dampened with water or furniture polish.

INDOOR METAL/ALUMINUM FURNITURE: Wipe spills immediately. Maintain with regular dusting and clean with mild soap and water, dry thoroughly and do not use a brass cleaner. Adhesive felt pads should always be used/applied in order to prevent damage to the furniture or surfaces on which the furniture is placed.

SAFAVIEH FURNITURE

Model# COF6404

Product Dimensions: 42"W x 22"D x 18"H



Weight Capacity : 25 lbs on top of the product
Warning : Do not stand on the product
Warning : Do not over torque bolts

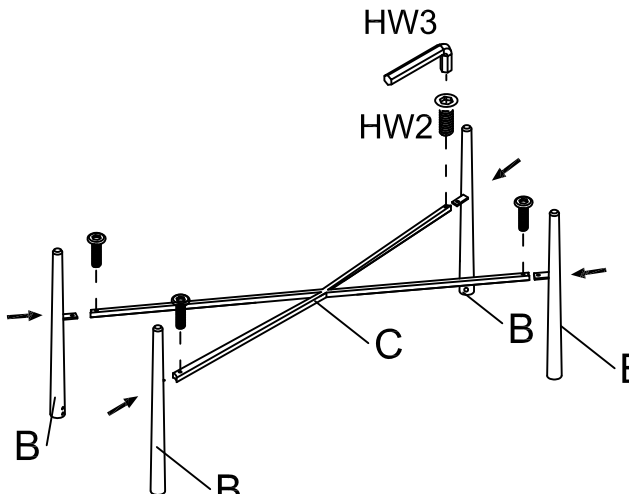
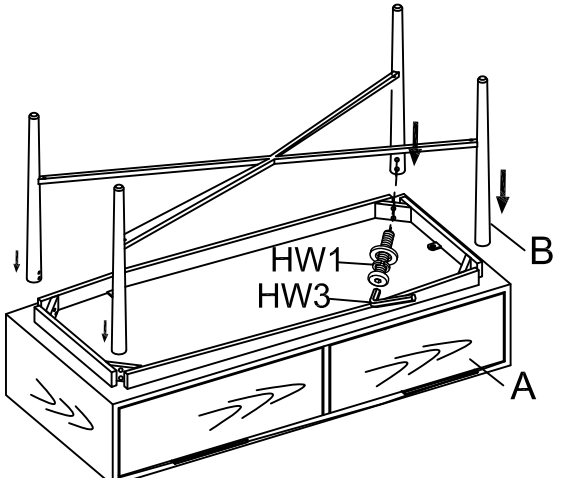
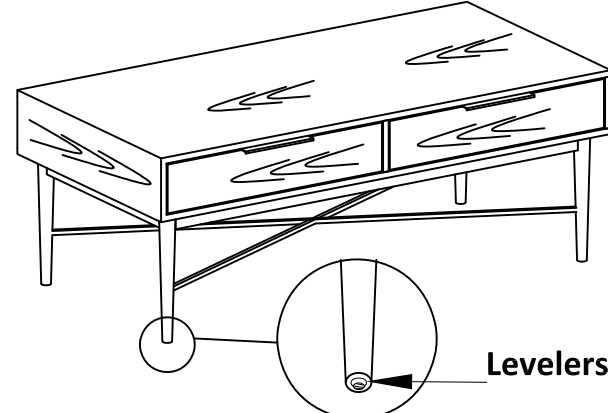
Part List and Hardware List

PIECE	DESCRIPTION	PICTURE	QTY
A	CABINET		1x
B	LEG		4x
C	CROSS BAR		1x

PIECE	DESCRIPTION	PICTURE	QTY
HW1	Hex Socket Bolt	1/4"-20 x 2"	8x
HW2	Hex Socket Bolt	1/4"-20 x 0.375"	4x
HW3	Allen Key	4mm	1x

PREPARATION

- * Before beginning assembly of product, make sure all parts are present. Compare parts with part contents list and hardware contents list.
- * If any part is missing or damaged, do not attempt to assemble the product.
- * Estimated Assembly Time: 20 minutes.
- * Tools Required for Assembly (included) : Allen key.
- * If you are having difficulty, our friendly Customer Care team is always here to help. Please email customersupport@safavieh.com

<p>1</p>  <ul style="list-style-type: none">• Do not fully tighten the bolts until the product is assembled.	<p>2</p>  <ul style="list-style-type: none">• Do not fully tighten the bolts until the product is assembled.	<p>3</p>  <ul style="list-style-type: none">• After properly adjusting the levelers, make sure all bolts are fully tightened.
<p>Step 1 Insert the protrusions on the 4*Legs (B) into the tube of Cross bar (C). And use the Allen Key (HW3) to lock with 4*Hex Socket Bolts (HW2).</p>	<p>Step 2 Attach the bottom side of Drawer Cabinet (A) to the assembled metal base frame, And use the Allen Key (HW3) to lock with 8*Hex Socket Bolts (HW1), as picture.</p>	<p>Step 3 Turn the assembled product upright. Use the levelers to adjust the product if needed. Assembly is now complete.</p>