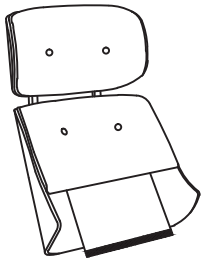
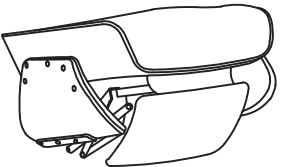
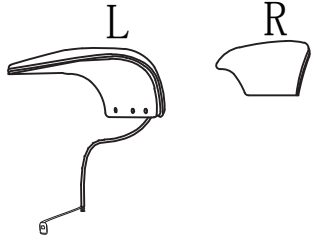
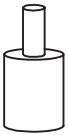
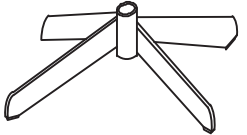
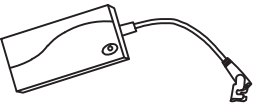


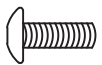

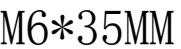

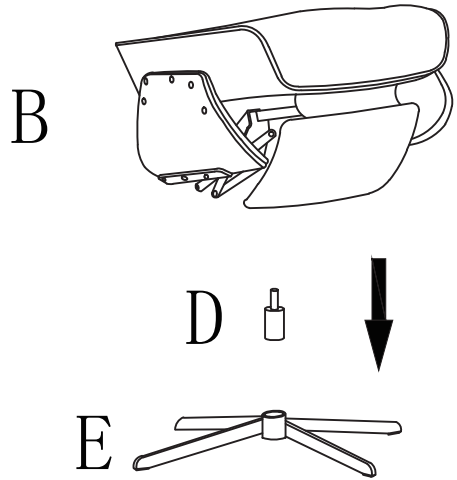


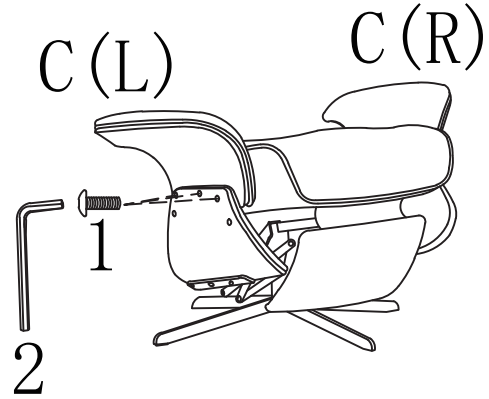
# PARTS

- A  Backrest and seat panels, each with two circular cutouts.
- B  The main body of the chair, including the backrest and seat, shown in a disassembled view.
- Cx2  Left (L) and right (R) armrests, each with a curved shape and a small circular cutout.
- D  A single swivel caster with a cylindrical top and a small wheel.
- E  The central swivel base, consisting of a central hub and four radiating legs.
- F  A complete caster assembly, including the swivel base and the wheel.
- G  A thin, flexible cable with a small connector at one end.
- H  A thin, flexible cable with a small connector at one end, similar to G but with a different connector.
- 1x6  A screw with a hexagonal head and a threaded shaft.
- 2  An L-shaped hex key with a flat end and a hexagonal head.
- M6\*35MM  M6\*35MM
- M5  M5

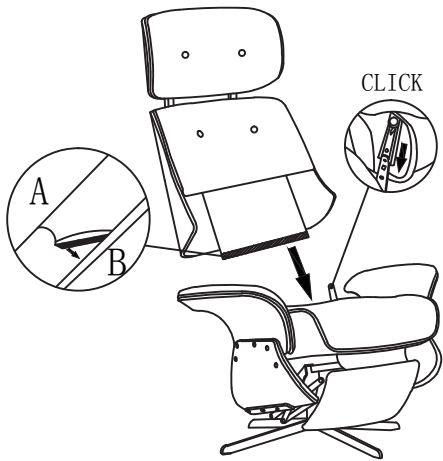
### step 1



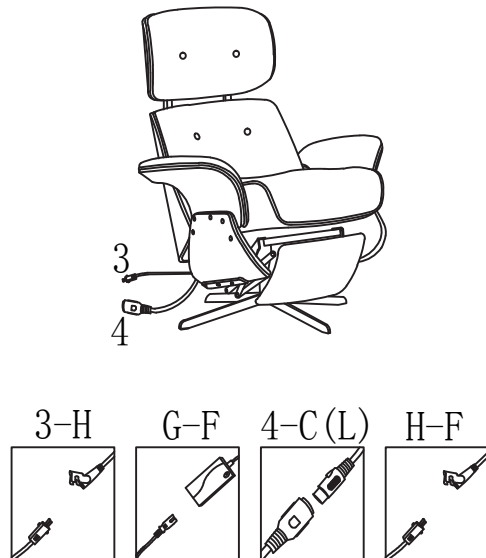
### step 2



### step 3



### step 4



## How to use

