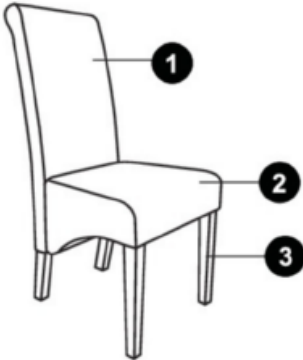
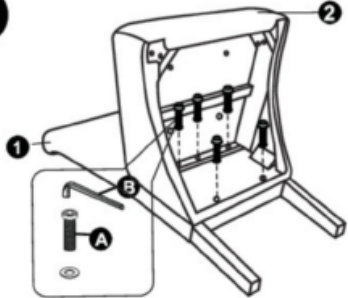
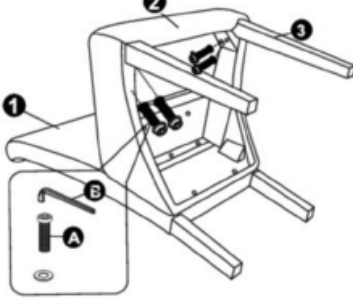

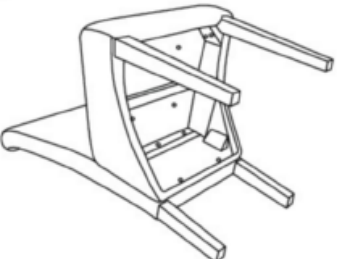
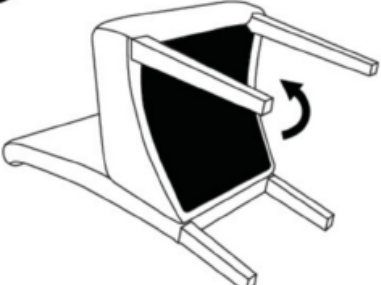





ASSEMBLY INSTRUCTION

	<p>1</p>  <p>Put the screws in the holes, tight the screws, but not too tight, 90% is ok.</p>	<p>2</p>  <p>Put the screws in the holes, tight the screws, but not too tight, 90% is ok.</p>	<p>3</p>  <p>Then adjust the balance of the chair.</p>
<p>4</p>  <p>Tight all the screws to 100%</p>	<p>5</p>  <p>Stick the black part on the seat</p>	<p>6</p> 	

HARDWARE LIST	CODE	PARTS	QTY.
	1	BACK	1
	2	SEAT	1
	3	FRONT LEG	2

HARDWARE LIST	CODE	PARTS	QTY.
	A	M8x60MM 	9
	B	ALLEN KEY 	1