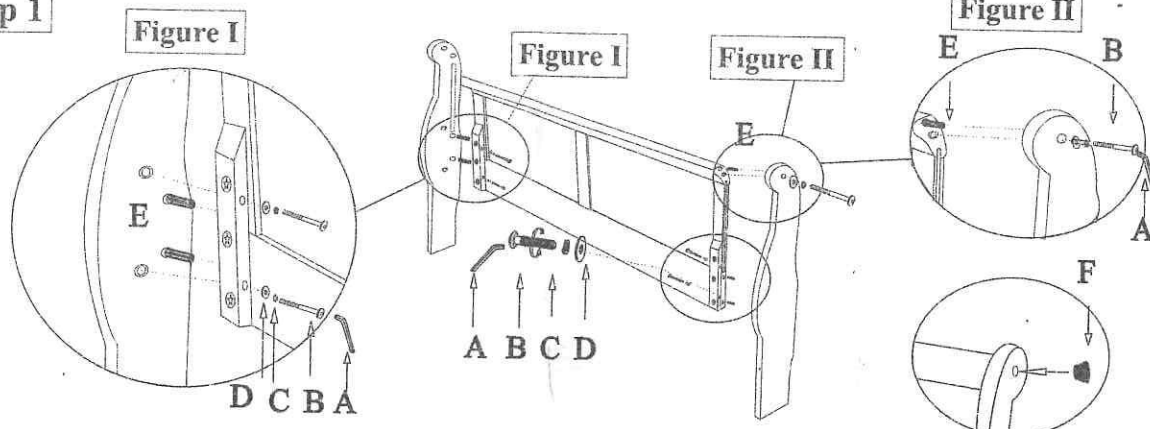


# ASSEMBLY INSTRUCTION

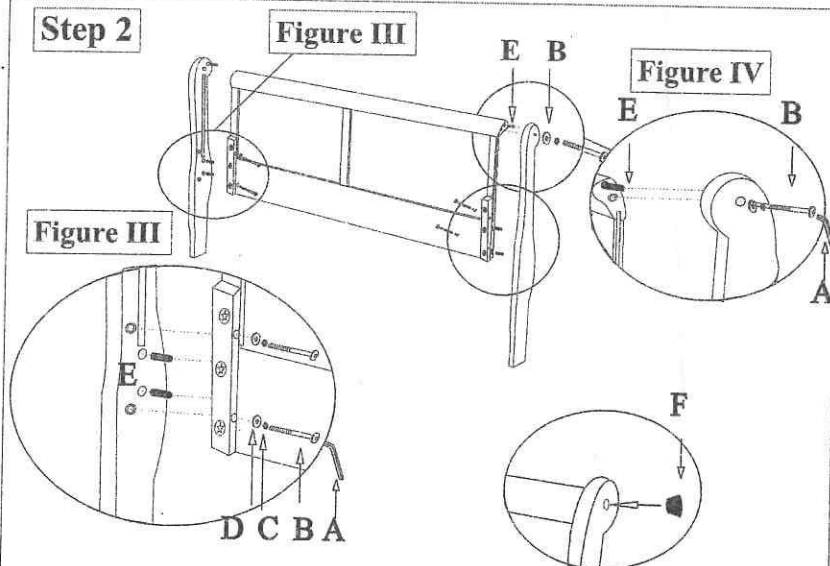
**BLACK  
CHERRY  
REAL WHITE  
ANTIQUE GRAY**

*Thank you for purchasing this quality product. Be sure to check all packing material carefully for small parts that may have come loose inside the carton during shipment.*

## Step 1



## Step 2

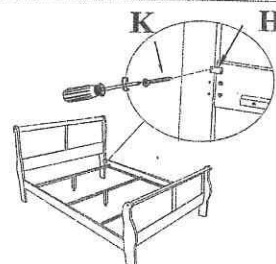


## Step 3

When adjusting levelers, allot space for weight of mattress.

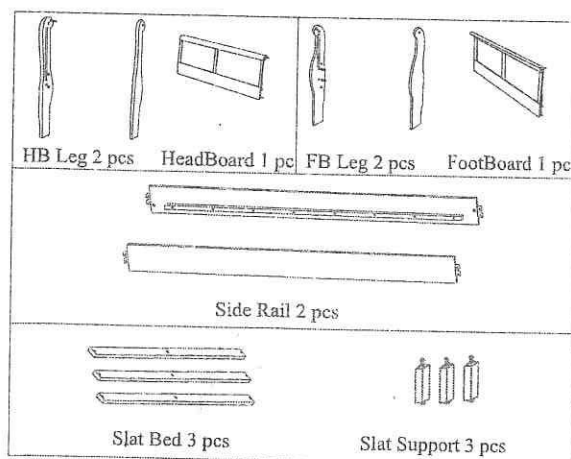


## Step 4



Step	No.	Hardware	Qty
1 & 2	A	Allen wrench 4mm	1
	B	Bolt 1/4 x32mm	12
	C	Spring Washer 1/4"	12
	D	Washer 1/4"x14x2	12
	E	Wood Dowel 10.7x30	12
	F	Wood Plug 16.3x6	4
3	G	Wood Screw 4x30	6
4	H	Iron 60x40	4
	K	Wood Screw 3.5x15	16

## Part List



**MADE IN VIETNAM**