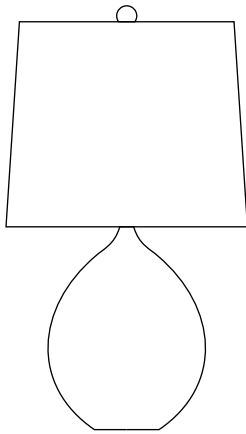
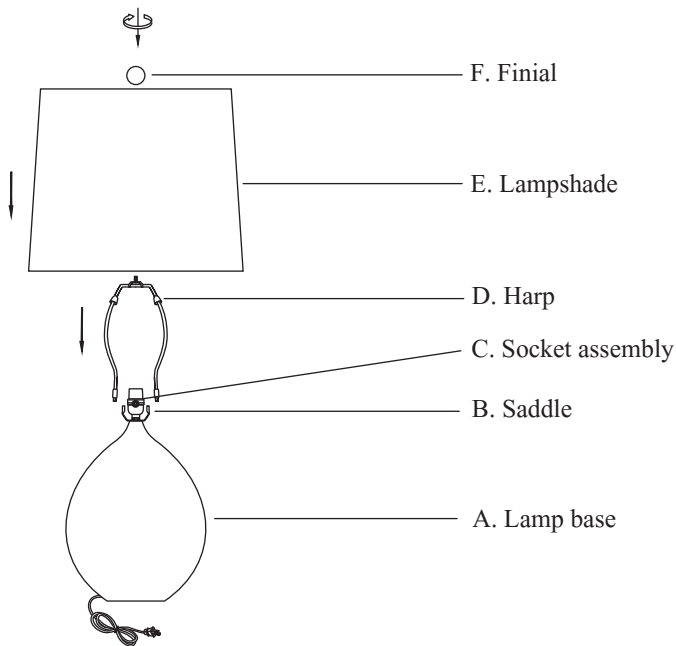


Instruction Manual

Table Lamp



Overview



Assembly Instruction

1. Insert Harp (D) into Saddle (B).
2. Attach Lamp shade (E) onto Harp (D) and tighten it with Finial (F).

Product Specifications

Input voltage 120V

Lamp socket E26

Cord Length 5ft.

Product Packaging

Lamp base × 1

Lamp shade × 1

Harp&Finial × 1

Lamp manual × 1

Safety Warning:

BULB TYPE:

Use only the bulb type and wattage indicated on Wattage Label placed on or near socket.

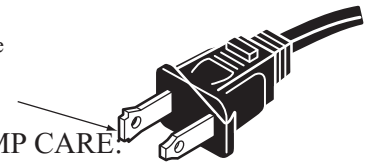
WARNING: NEVER EXCEED MAXIMUM WATTAGE Indicated as bulb may cause fire.

CAUTION:

This portable lamp has a polarized plug (one blade is wider than the other) as a safety feature. This plug can be used in a polarized outlet only one way. If plug does not fit fully into the outlet, reverse the plug. If it still does not fit, contact a qualified electrician.

DO NOT ALTER THE PLUG!

Wide Blade



PROPER LAMP CARE:

Use a soft cloth to dust your lamp on a regular basis. Never use chemicals or an abrasive cleaner, to do so may damage the finish on your lamp.

TROUBLESHOOTING:

If fixture does not work:

1. Turn off electrical power and check all wire connections.
2. Check fuse or circuit breaker and replace if necessary.
3. Check to make sure light bulb is in working order.

CONTACT US

E-mail: service@24h-reply.com

Print in china