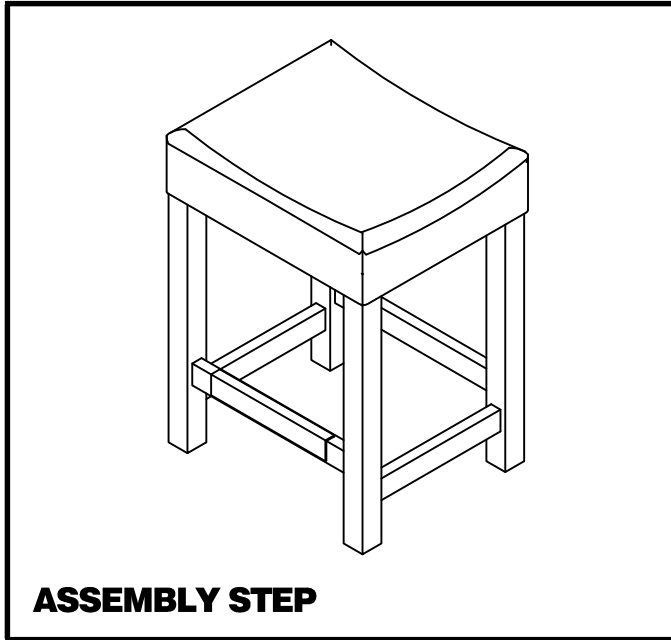


**ASSEMBLY INSTRUCTION**  
**DESCRIPTION Uph Seat Bar Stool**

Thank you for purchasing this quality product. Be sure to check all packing material carefully for small parts which may have come loose inside the carton during shipment. Identify and count all parts and compare with the parts list below:



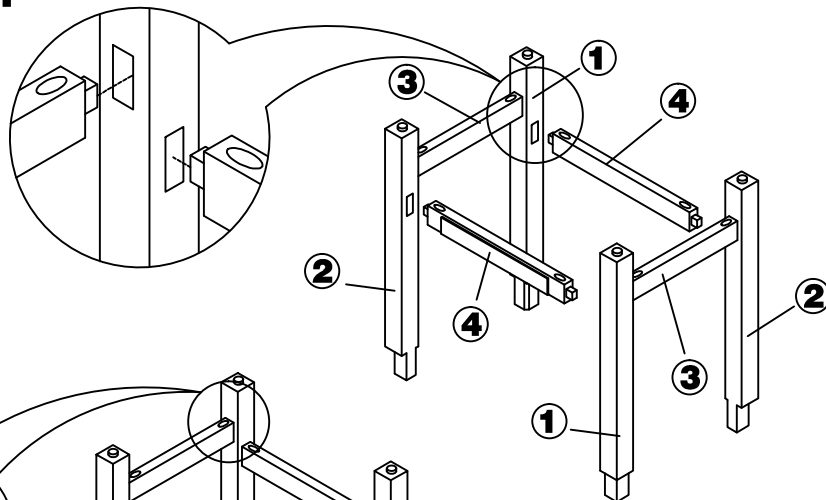
**HARDWARE LIST**

NO.	SKETCH	HARDWARE	Q'TY
A		Bolt 5/16" x 1-1/2"	8 pcs
B		Spring Washer 5/16"	8 pcs
C		Flat Washer 5/16" x 19mm	8 pcs
D		Screw #8*1-1/2"	8 pcs
E		Allen Key 5mm	1 pc

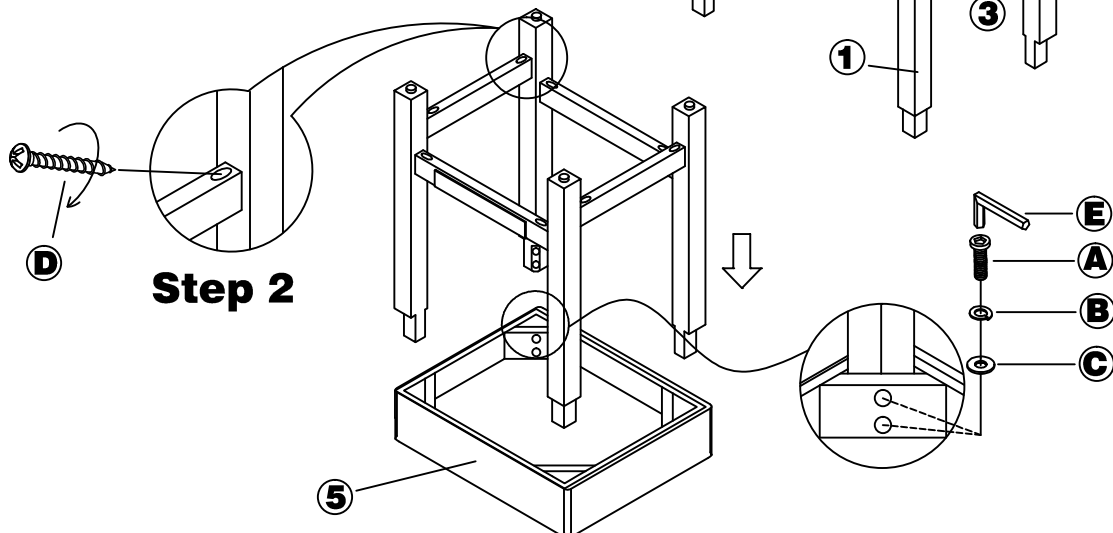
**PARTS LIST**

NO.	SKETCH	PART	Q'TY
①		Leg 1	2 pcs
②		Leg 2	2 pcs
③		Short Stretcher	2 pcs
④		Long Stretcher	2 pcs
⑤		Seat Cushion	1 pc

**Step 1**



**Step 2**



**NOTE: DO NOT TIGHTEN ALL THE BOLTS UNTIL THEY ARE INSTALLED IN CORRESPONDING HOLES!**