



# Common Core Porcelain Tile



## Sizes (shown in Charcoal)



2 x 12 Mosaics available in Unpolished. (Mounted on a 297 mm x 297 mm sheet.)

## Sizes and Finishes

### Field Tile

Available in all colors

Nominal (in)	Actual (mm)	Thickness (mm)	Finish
6 x 24	147 x 597	10.5	Unpolished
12 x 24	297 x 597	10.5	Unpolished
24 x 24	597 x 597	10.5	Unpolished

A minimum grout joint of 3mm is recommended.

### Mosaics

Available in all colors

Nominal (in)	Actual (mm)	Thickness (mm)	Finish
2 x 2*	47 x 47	10.5	Unpolished

\*Mounted on a 297 x 297 sheets with a 3mm grout joint. The 2 x 12 mosaic can be used in linear drain shower pans as long as the 12 inch side runs parallel to the drain.

### Coordinating Trim

Available in all colors

Nominal (in)	Actual (mm)	Thickness (mm)	Finish
6 x 24 Bullnose	147 x 597	10.5	Unpolished



6 x 24 Single Bullnose

## Product Performance

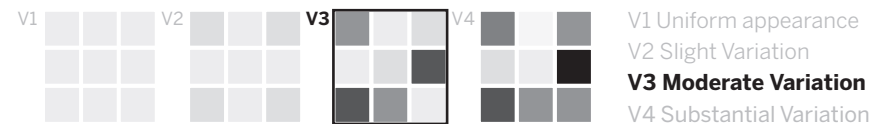
Breaking Strength	>500 lbf	ASTM C648
Bond Strength	>200 psi	ASTM C482
Chemical Resistance	Unaffected	ASTM C650
Frost Resistance	Resistant	ASTM C1026
Water Absorption	<0.20%	ASTM C373
Scratch Hardness	7	Mohs Scale

## Wet Dynamic Coefficient of Friction Range

Unpolished	0.42 - 0.52	AcuTest <sup>sm</sup>
------------	-------------	-----------------------

## Shade & Texture Index

Common Core has a shade variation of V3.



This porcelain tile product is produced with a V3 variation. Expect that the amount of color and texture on each piece may vary significantly. Inspect the product upon delivery and for best results, blend tile from several cartons during installation.

## Easy-Clean Surface

This PIXL porcelain tile includes a proprietary surface finish that imparts a subtle glow, enhancing the color of the tile and allowing many stains and scuff marks to be easily wiped off the surface. This extraordinary finish helps keep your living areas looking their best.

## Recommended Uses

Common Core is recommended for interior floors, walls, counter tops and exterior walls in both residential and commercial applications. **If an offset pattern is required for tiles 18 inches or longer, PIXL recommends an offset of not greater than 33%.**

Information listed here is subject to change. Please refer to [pixltile.com](http://pixltile.com) for the latest, most accurate information.

# Common Core Porcelain Tile




## Available Colors



Chalk




Pewter



Steel



Copper



Charcoal

The beauty of elemental metals are at the core of this anything but common porcelain collection.

## Features and Benefits

- Artfully mimicking the beauty of iron, Common core melds strength and style beautifully in Pixl's newest metallurgic look
- Achieve the look of priceless materials enriched by the passage of time, in precisely crafted, porcelain tile
- Made in the USA



Steel 24 x 24



Copper 6 x 24 and 24 x 24