
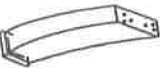





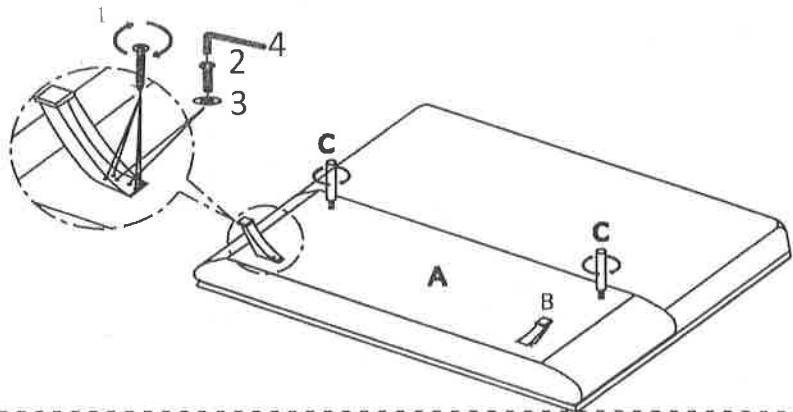


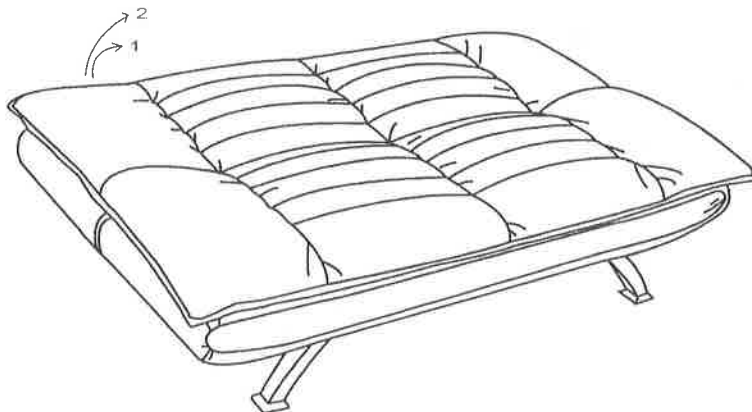
PARTS IDENTIFICATION			
A		Futon Pad	1pc
B		Front leg	2pcs
C		Back leg	2pcs
D			

Z	HARDWARE PACKAGE		
1		Screw	8pcs
2		Bolt	4pcs
3		Washer	4pcs
4		Allen wrench	1pcs

STEP1. Place the sofa upside down on a soft surface, then please open the zipper to pick up four legs assemble as below



STEP 2.



STEP 3.

