

Welcome

Thanks for purchasing this **Outdoor Watering Can String Light**, Please read this user manual carefully before use.

Package List

Upon opening the package, please check for the following items:


- * 1 × Decorative Watering Can Light
- * 1 × Stake
- * 1 × User Manual

Specifications

- * Material: Iron
- * LED Beads: 36Pcs Small Beads + 1Pc Bright Warm White Bead
- * Panel: 2V/100MA Polycrystalline Silicon
- * Waterproof Performance: IP55
- * Rechargeable Battery: 1.2V AA 700MA NI-MH Battery
- * Charging Time: 7-8 Hours
- * Working Time: 7-8 Hours
- * Watering Can Size: 21×12×12cm/8.26×4.72×4.72in
- * Assembled Stake Size: 77×17.5cm/30.3×6.88in

Easy To Set Up

You can put it anywhere in garden. No power supply or battery needed.



Lights through hollow-carved shell is unexpected beautiful, bringing you fantastic feeling at night. Pick a special spot in your garden or yard to hang watering can with lights that look like it is pouring water.

Welcome

Thanks for purchasing this **Outdoor Watering Can String Light**, Please read this user manual carefully before use.

Package List

Upon opening the package, please check for the following items:


- * 1 × Decorative Watering Can Light
- * 1 × Stake
- * 1 × User Manual

Specifications

- * Material: Iron
- * LED Beads: 36Pcs Small Beads + 1Pc Bright Warm White Bead
- * Panel: 2V/100MA Polycrystalline Silicon
- * Waterproof Performance: IP55
- * Rechargeable Battery: 1.2V AA 700MA NI-MH Battery
- * Charging Time: 7-8 Hours
- * Working Time: 7-8 Hours
- * Watering Can Size: 21×12×12cm/8.26×4.72×4.72in
- * Assembled Stake Size: 77×17.5cm/30.3×6.88in

Easy To Set Up

You can put it anywhere in garden. No power supply or battery needed.



Lights through hollow-carved shell is unexpected beautiful, bringing you fantastic feeling at night. Pick a special spot in your garden or yard to hang watering can with lights that look like it is pouring water.

Welcome

Thanks for purchasing this **Outdoor Watering Can String Light**, Please read this user manual carefully before use.

Package List

Upon opening the package, please check for the following items:


- * 1 × Decorative Watering Can Light
- * 1 × Stake
- * 1 × User Manual

Specifications

- * Material: Iron
- * LED Beads: 36Pcs Small Beads + 1Pc Bright Warm White Bead
- * Panel: 2V/100MA Polycrystalline Silicon
- * Waterproof Performance: IP55
- * Rechargeable Battery: 1.2V AA 700MA NI-MH Battery
- * Charging Time: 7-8 Hours
- * Working Time: 7-8 Hours
- * Watering Can Size: 21×12×12cm/8.26×4.72×4.72in
- * Assembled Stake Size: 77×17.5cm/30.3×6.88in

Easy To Set Up

You can put it anywhere in garden. No power supply or battery needed.



Lights through hollow-carved shell is unexpected beautiful, bringing you fantastic feeling at night. Pick a special spot in your garden or yard to hang watering can with lights that look like it is pouring water.

Welcome

Thanks for purchasing this **Outdoor Watering Can String Light**, Please read this user manual carefully before use.

Package List

Upon opening the package, please check for the following items:


- * 1 × Decorative Watering Can Light
- * 1 × Stake
- * 1 × User Manual

Specifications

- * Material: Iron
- * LED Beads: 36Pcs Small Beads + 1Pc Bright Warm White Bead
- * Panel: 2V/100MA Polycrystalline Silicon
- * Waterproof Performance: IP55
- * Rechargeable Battery: 1.2V AA 700MA NI-MH Battery
- * Charging Time: 7-8 Hours
- * Working Time: 7-8 Hours
- * Watering Can Size: 21×12×12cm/8.26×4.72×4.72in
- * Assembled Stake Size: 77×17.5cm/30.3×6.88in

Easy To Set Up

You can put it anywhere in garden. No power supply or battery needed.



Lights through hollow-carved shell is unexpected beautiful, bringing you fantastic feeling at night. Pick a special spot in your garden or yard to hang watering can with lights that look like it is pouring water.

Friendly Reminder

1. How long the light illuminates depends on your geographical location, weather conditions and seasonal light availability.
2. Choose an outdoor location with full direct sunlight where the panel can receive at least 7 hours of sunlight each day. Shady locations will adversely affect the battery and shorten the working time of the light at night.
3. The selected location should not be near strong lighting sources such as streetlights, which may cause the LED light to turn off automatically as there is a sensor inside to detect brightness and control the light.
4. Although the battery has been charged by the manufacturer, the electric level will have been probably dropped when you receive it. Please charge it for a full day to realize maximum performance.

Friendly Reminder

1. How long the light illuminates depends on your geographical location, weather conditions and seasonal light availability.
2. Choose an outdoor location with full direct sunlight where the panel can receive at least 7 hours of sunlight each day. Shady locations will adversely affect the battery and shorten the working time of the light at night.
3. The selected location should not be near strong lighting sources such as streetlights, which may cause the LED light to turn off automatically as there is a sensor inside to detect brightness and control the light.
4. Although the battery has been charged by the manufacturer, the electric level will have been probably dropped when you receive it. Please charge it for a full day to realize maximum performance.

Friendly Reminder

1. How long the light illuminates depends on your geographical location, weather conditions and seasonal light availability.
2. Choose an outdoor location with full direct sunlight where the panel can receive at least 7 hours of sunlight each day. Shady locations will adversely affect the battery and shorten the working time of the light at night.
3. The selected location should not be near strong lighting sources such as streetlights, which may cause the LED light to turn off automatically as there is a sensor inside to detect brightness and control the light.
4. Although the battery has been charged by the manufacturer, the electric level will have been probably dropped when you receive it. Please charge it for a full day to realize maximum performance.

Friendly Reminder

1. How long the light illuminates depends on your geographical location, weather conditions and seasonal light availability.
2. Choose an outdoor location with full direct sunlight where the panel can receive at least 7 hours of sunlight each day. Shady locations will adversely affect the battery and shorten the working time of the light at night.
3. The selected location should not be near strong lighting sources such as streetlights, which may cause the LED light to turn off automatically as there is a sensor inside to detect brightness and control the light.
4. Although the battery has been charged by the manufacturer, the electric level will have been probably dropped when you receive it. Please charge it for a full day to realize maximum performance.