



Washer + Dryer Set

842 + 870 DL

Equator ADVANCED STACK LAUNDRY 110V 26 Lb Washer 2.5cf+Vented Dryer 4cf 1 OUTLET



Stacked



Side by Side



Super Washer

Sanitize • Allergen • Winterize • Pet cycle

Equator 24" Advanced Washer 2.5cf/26lb w/ PET Cycle TOUCH control 1400RPM 110V

HIGHLIGHTS



- QR Code
- Max Extract
- Touch Buttons
- 4 Memory Programs
- Automatic Water Level
- Color Coded LED Display
- Anti Bacterial Drum Baffle
- Temp. Options: Hot/Warm/Cold
- Diagnostic Sensors (9 error codes)



WASH CYCLES

- Normal
- Prewash
- Heavy
- ECO
- Quick 20
- Baby
- Delicate
- Wool
- Sanitize
- Quiet
- Allergen
- PET Cycle

OPTIONS

- Drain
- Winterize
- Spin Only
- Self Clean

FULLY DIGITAL

FEATURES

- Child Lock
- Delay Start
- Foam Control
- Add-a-Sock Option
- End of Cycle Chime
- Start / Pause Function
- Easy to Open Coin Trap
- Adjustable Levelling Legs - 4
- Easy to Install - Remove 4 Shipping Bolts
- Electronic Control Panel with LED Lights
- Energy Saving - Auto Display off after 5 min
- Angled 45° Door Handle (Reduces bending)

SPECIFICATIONS

Model	842
Colors	White
Capacity	2.47 cu.ft./ 26 lbs
Electrical	110-120V / 60Hz / 15A
Programs	15
Door Diameter / Swing	18" / 180°
Pre-Wash Function	Yes
Automatic Door Lock in Wash	Yes
Water Intake in Drum	Circumference & Back
Stainless Steel Drum	Yes, Pearl Design
Spin Speed	1400 rpm
Weight (Net/Gross) (lb)	163 / 172
Product Dimensions HxWxD (inch)	33.5 x 23.6 x 24
Packaging Dimensions HxWxD (inch)	35 x 26 x 26
Type of Shipping	LTL
Certification	ETL/DOE/NRCan
Warranty	1 Year Parts and Labor

Keywords: Sanitize, Allergen Cycle, Anti-Bacterial Drum Baffles, LED Display, Winterize, Quiet Cycle, Delay Start



ENERGY PERFORMANCE VERIFIED
RENDIMENT ENERGETIQUE VERIFIE

Equator Appliances Appliances • 5006 Steffani Lane • Houston, Texas, 77041, USA

Toll Free: 800-935-1955 • www.EquatorAppliances.com • E-Mail: mail@EquatorAppliances.com

Super Washer - Model 842

ENERGY SAVING

Automatic Water Level: Weighs the clothes to automatically use the correct amount of water required

Delay Start: Set the start time up to 24 hours later, in one hour increments

INNOVATIVE WASHING

Sanitize Cycle: Water is heated to 165° F to sanitize clothes. Perfect for people working in contaminated environments to protect the family eg. hospitals

Allergen Cycle: Special cycle to kill dust mites. The water is heated to 131° F and kept at that temp for 3 minutes

Quiet Cycle: Clothes are washed and dried at low RPM with noise level less than 60 dB. Perfect for families working in different shifts, babies and seniors

Winterize Cycle: Winterize your machine in 2 minutes. Pour antifreeze and Start

SPECIAL FEATURES

Self clean option: Runs a short wash to clean the drum

Child lock: Locks all operations during a cycle so a child cannot operate it

Pause: Stop the operations at any time of the cycle for any reason

Reload: Open the door during a wash cycle to add clothes

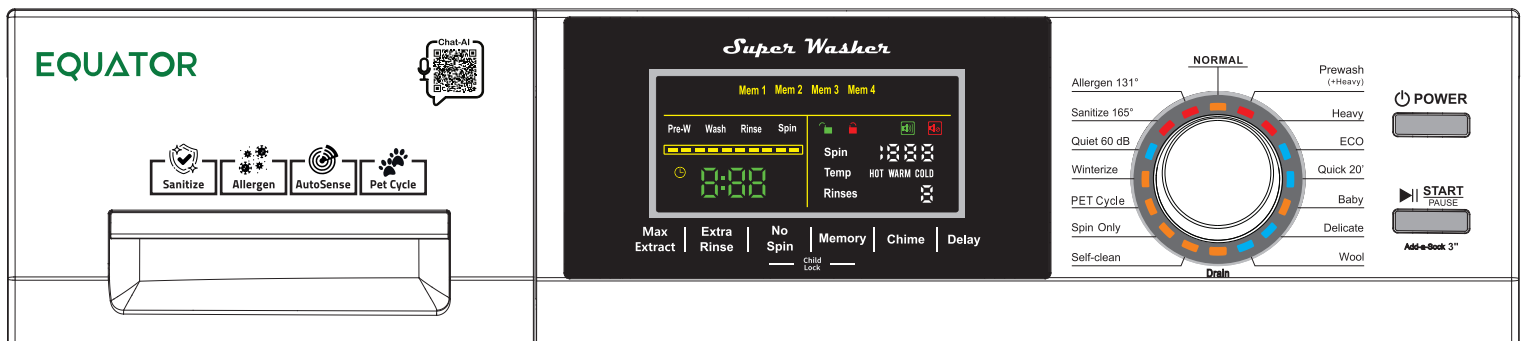
End of cycle chime: The machine will chime at the end of the program every 5 minutes until any button is pressed or the door is opened

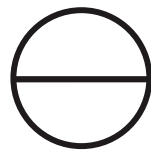
Hose Length: Drain Hose - 6 Feet and Intel Hose - 6 Feet

Built-In: Surge protector & voltage stabilizer

FASTER SERVICE

Built-in Diagnostics: Choice of 9 error codes inform the user of possible problems, reducing down-time for service





EQUATOR[®]

ADVANCED Appliances



Vented Dryer 18lbs (Direct Line)

SPECIFICATIONS

Model	870 DL
Color	White
Capacity	4 cu. ft. / 18 lbs
Type	Vented
Electrical	110V / 60Hz / 1200W / 15 Amp
Adjustable Leveling Legs	Yes
Power Connection	3-Prong Plug
Spin Speed	65 rpm
Weight (Net / Gross) lbs	79 / 89
Product Dimensions (HxWxD) Inch	33.5 x 23.6 x 25.2
Package Dimensions (HxWxD) Inch	35.25 x 26 x 26
Depth with Door Open (Inch)	41.9



Direct Line: Insert the washer plug into socket at the back of the dryer. The dryer has got advanced electronics which prevents tripping of the breaker.

SPECIAL FEATURES

- Direct Line
- Child Lock
- Delay Start
- Interior LED Lights
- Chime ON/Off
- Reversible Door
- Diagnostic Menu
- Remaining Time
- Clean Lint Filter Reminder
- Automatic Temperature Control

DRY PROGRAMS

- Sensor Dry
- Time - 20, 40, 60 Minutes
- Refresh
- Automatic Wrinkle Guard
- Dry Levels - Extra, More, Less, Damp
- Heat levels - High, Medium, Air

DRY CYCLES

- Normal
- Heavy
- Eco
- Delicate
- Shoes
- Allergen 131°
- Sanitize 165°
- Refresh 12'

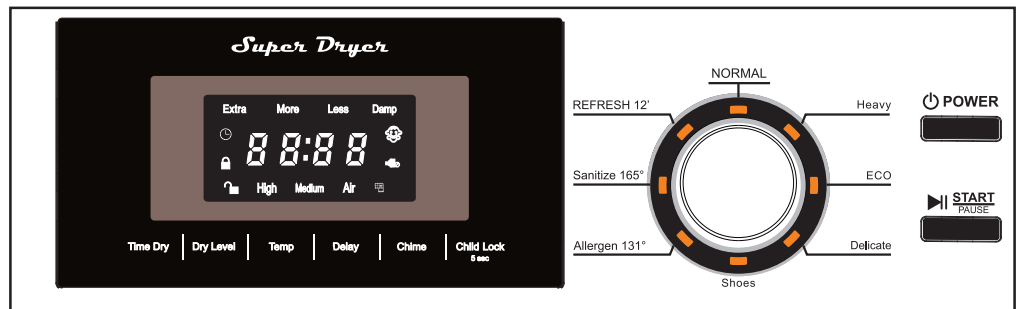
INCLUDED

- Exhaust Elbow
- Exhaust Hose

ADDITIONAL ACCESSORIES

- Pedestal
- Stacking Kit

Control Panel



Equator Advanced Appliances • 5006 Steffani Lane, Houston, Texas, 77041, USA
Toll Free: 800-935-1955 • www.EquatorAppliances.com • Email: mail@equatorappliances.com