

TUB CHAIR



IMPORTANT: Please read this manual carefully before beginning assembly of this product. Keep this manual for future reference.

SAFETY INFORMATION

Identify all the parts and hardware. Do not discard of the packaging until you have checked that you have all of the parts and hardware required. Hardware package may have spare parts.

WARNING: This item contains small parts which can be swallowed by children and pets. Keep children and pets away during assembly. To avoid danger of suffocation, always keep plastic bags away from children and pets.

We recommend that you assemble this unit on a carpeted floor to avoid scratches. We do not recommend the use of power tools for assembly as this could damage the unit. Only use manual tools.

Requires 2 people for ease of assembly.

CARE and MAINTENANCE

Wipe regularly with clean water and a damp, clean, soft white cloth.

General cleaning can be done as needed with a mild detergent and water solution. Always rinse with clean water and dry.

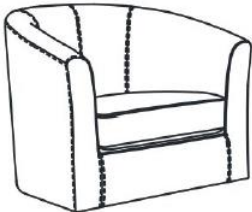


For heavy soiling, dampen a soft white cloth or soft bristle brush. Use care as scrubbing can damage the surface.

More difficult stains can be treated, but this should be occasional, not daily, cleaning. ANY cleaning solution used must be removed with clean water and a clean white cloth. Cleaning residue left on the material can cause it to dry out and crack, or affect the color.

DO NOT use any cleaners with corrosive ingredients (lye, acids or ammonia).

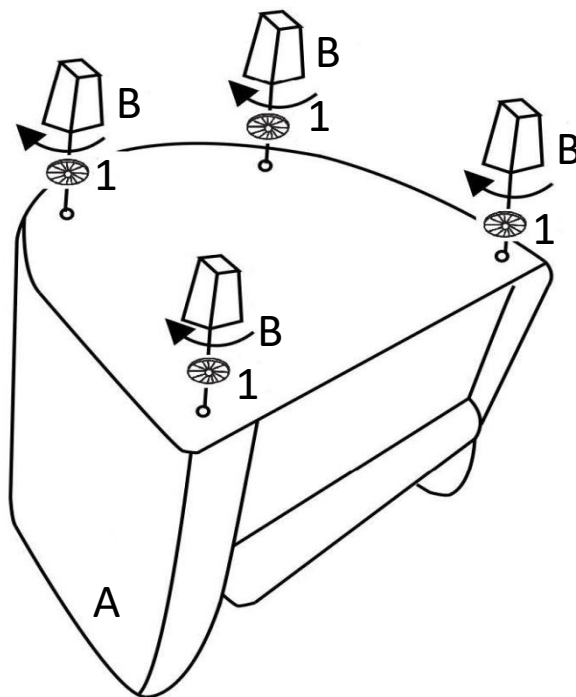
PRE-ASSEMBLY INFORMATION

PARTS and HARDWARE DESCRIPTION

<div data-bbox="68 401 101 446">A</div> <div data-bbox="149 562 398 774"></div> <div data-bbox="225 894 332 985"><p>CHAIR QTY 1</p></div>	<div data-bbox="511 401 544 446">B</div> <div data-bbox="651 577 776 768"></div> <div data-bbox="671 894 771 985"><p>FEET QTY 4</p></div>	<div data-bbox="956 401 989 446">1</div> <div data-bbox="1023 624 1300 705"></div> <div data-bbox="1083 894 1233 985"><p>WASHER QTY 4</p></div>
--------------------------------------------------------------------------------------------------------------------------------------------------------------------------------------------------------------------------------	--------------------------------------------------------------------------------------------------------------------------------------------------------------------------------------------------------------------------------	----------------------------------------------------------------------------------------------------------------------------------------------------------------------------------------------------------------------------------------

ASSEMBLY


STEP 1



Place Chair (A) on its back on a flat smooth surface.
Attach Feet (B) and Washers (1) to Chair (A).

ASSEMBLY

STEP 2



Turn Chair right side up.

WARRANTY

Thank you for purchasing. These products have been made to demanding, high-quality standards and are guaranteed for domestic use against manufacturing faults for a period of 12 months from the date of purchase. This warranty does not affect your statutory rights.

We reserve the right to repair or replace the defective product, at its discretion.

This product is guaranteed for 12 months if used for normal purposes. Any warranty is invalid if the product has been overloaded or subject to neglect, improper use or an attempted repair by other than an authorized agent. Heavy-duty or daily professional/commercial usage are not guaranteed.

Due to continuous product improvement, we reserve the right to change the product specifications without prior notice.