

**BATH AND SHOWER FAUCET
K-124**

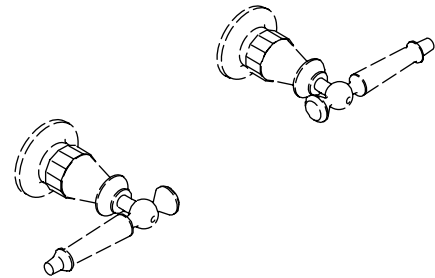
Features

- Brass construction
- Brass valve bodies
- Quarter-turn washerless ceramic disc valves
- For 8" (20.3 cm) centers
- Available with six-prong or lever handles

Codes/Standards Applicable

Specified model meets or exceeds the following:


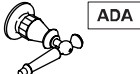

- ASME A112.18.1
- CSA B125
- IAPMO/UPC
- ADA



Colors/Finishes

- CP: Polished Chrome
- PB: Polished Brass
- Other: Refer to Price Book for additional colors/finishes

Specified Model

Model	Description					
K-124-3	Antique™ bath and shower faucet with six-prong handles	<input type="checkbox"/> CP	<input type="checkbox"/> PB			
K-124-4	Antique™ bath and shower faucet with lever handles			<input type="checkbox"/> CP	<input type="checkbox"/> PB	<input type="checkbox"/> Other _____
Optional Accessories						
						
K-9639	Large lever insert, single			<input type="checkbox"/> CP	<input type="checkbox"/> PB	
K-9659	Large lever insert, single			<input type="checkbox"/> Other _____		

Product Specification

Two-handle bath and shower faucet shall be of brass construction and feature brass valve bodies. Faucet shall feature 1/2" quarter-turn washerless ceramic disc valves, assuring positive handle stop positioning. Faucet shall include 8" (20.3 cm) centers and handles. Faucet shall be Kohler Model K-124-_____-_____.

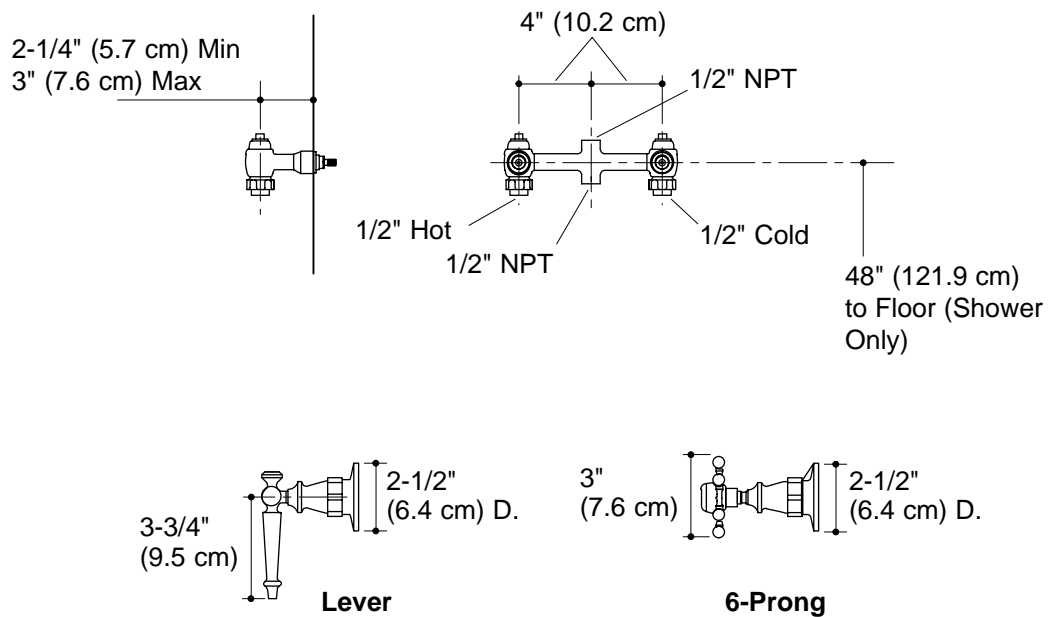
ANTIQUETM

Technical Information

Applicable faucet:	
With six-prong handles	K-124-3
With lever handles	K-124-4
Lever handles are ADA compliant. ADA	

Installation Notes

Install this product according to the installation guide.



Product Diagram