

NOTICE

- *Please make sure that you have all parts indicated and they are in good condition before you begin assembly of this item. Refer to part list and hardware list below for guidance.
- *This item should be assembled on a soft surface to prevent scratching the finish during assembly.
- *This item may require periodic tightening.
- *If you are having difficulty, our friendly Customer Care team is always here to help. Please email customersupport@safavieh.com

PREPARATION

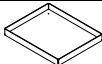




- *Before beginning assembly of product, make sure all parts are present. Compare parts with part contents list and hardware contents list.
- *If any part is missing or damaged, do not attempt to assemble the product.
- *Estimated Assembly Time: 30 minutes.
- *Tools Required for Assembly (included): no need

CARE AND MAINTENANCE

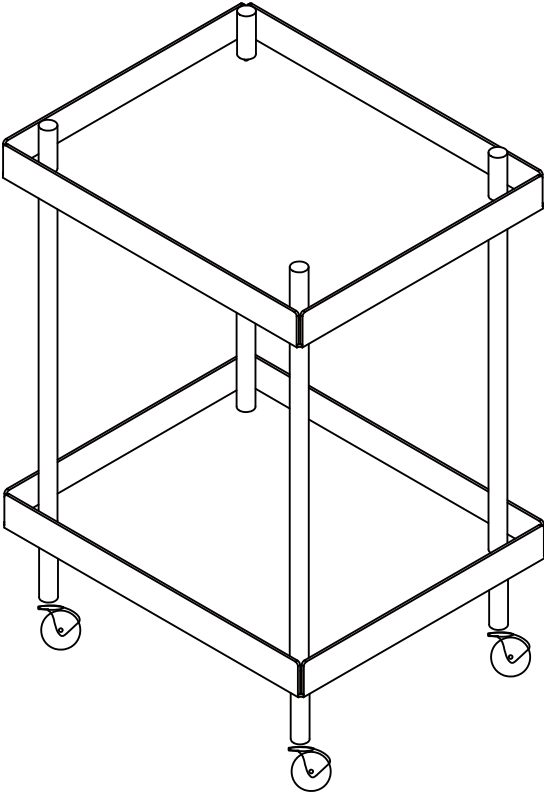
Spot clean using a mild water-free solvent. Only a professional cleaner should undertake a complete overall cleaning.

The use of steam or water-based cleaners may cause excessive shrinking or staining.

Part List and Hardware List

PIECE	DESCRIPTION	PICTURE	QUANTITY
A	Tray		2X
B	Rod -1(L:70mm)		4X
C	Rod-2(L:540mm)		4X
D	Rod-3(L:100mm)		4X
HW1	Screw 4.8x38 mm		8X

Product Dimensions:22" W x 18.1" D x 31.2" H



WARNING



Weight Capacity - 20 LBS
Warning: Do not stand on Cart
Warning: Do not over torque bolts.

PREPARATION

*Before beginning assembly of product, make sure all parts are present. Compare parts with part contents list and hardware contents list.

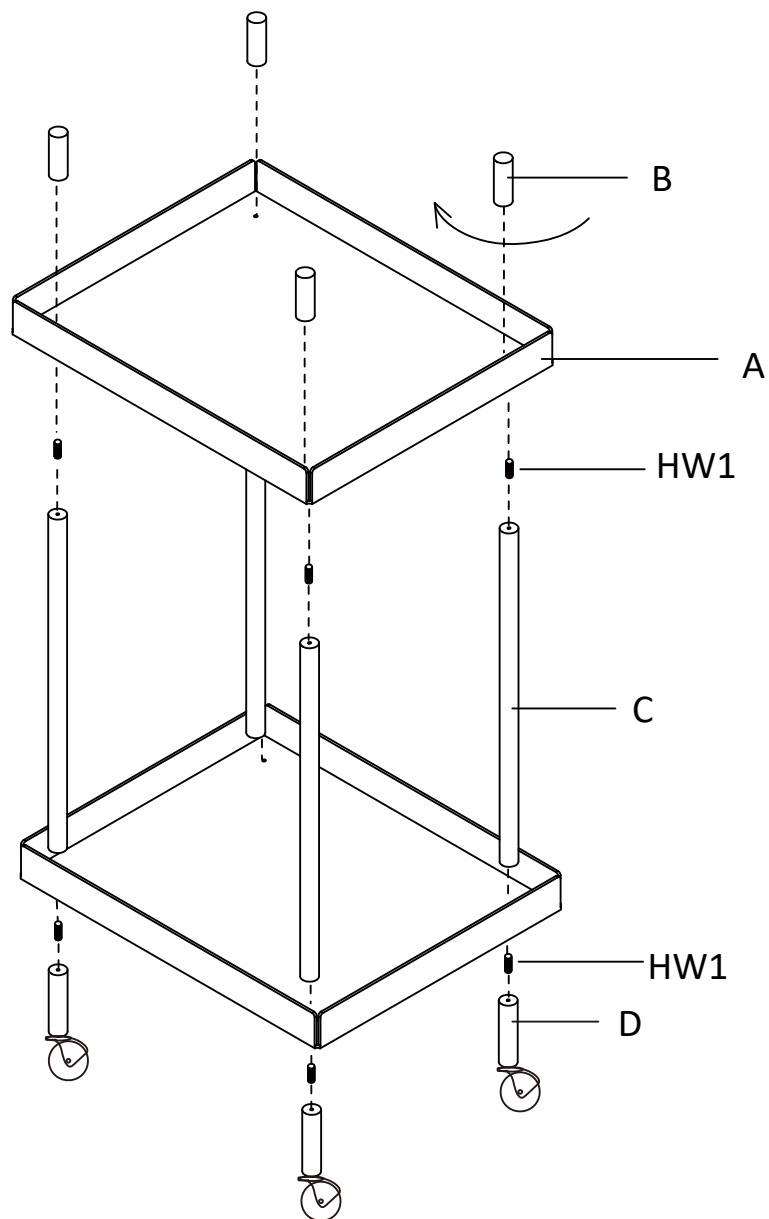
*If any part is missing or damaged, do not attempt to assemble the product.

*Estimated Assembly Time: 30 minutes.

*Tools Required for Assembly (included): no need

*If you are having difficulty, our friendly Customer Care team is always here to help. Please email customersupport@safavieh.com

1



Put the screws into rods and screw up as shown in the picture.

