




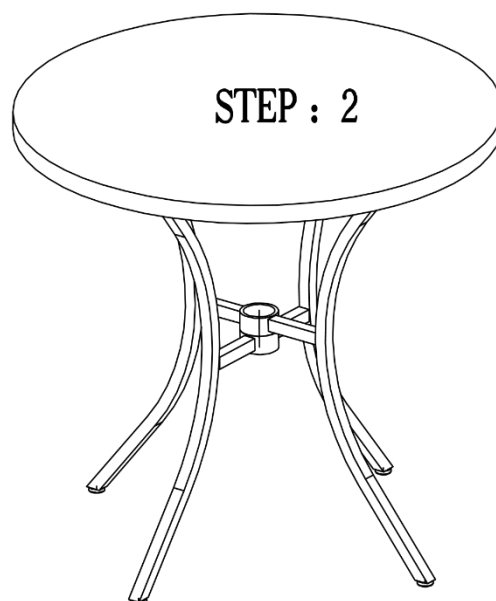
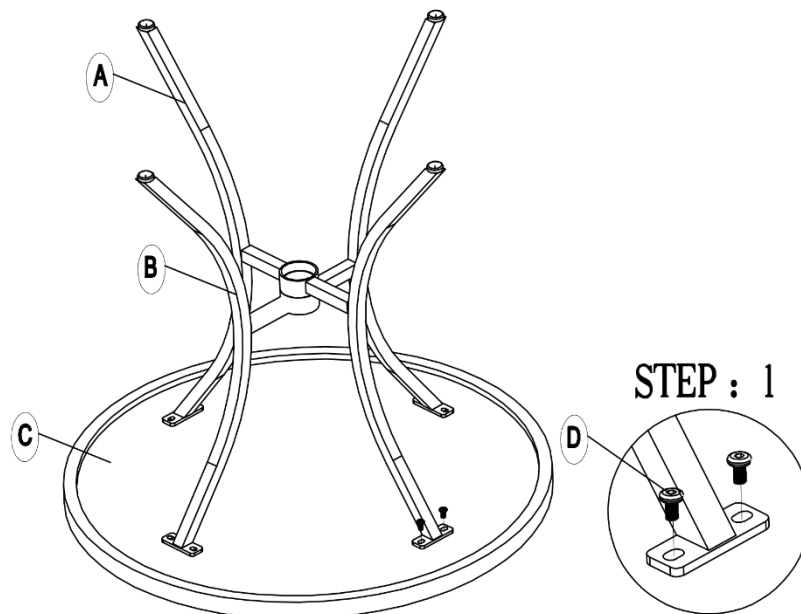


ASSEMBLY INSTRUCTIONS FOR

Assembly Instructions

Ref	Description	Picture	Qty	Ref	Description	Picture	Qty	Ref	Description	Picture	Qty
A	Table Leg A		1	D	Head Bolt (M6*14)		8	G			
B	Table Leg B		1	E	Hex Wrench (4MM)		1	H			
C	Top		1	F				I			



Do not tighten any of the bolts until the table is completely assembled

PLEASE ASSEMBLE ON A SOFT SURFACE TO AVOID DAMAGING TABLE TOP.