


Bonded Leather Storage Ottoman

Assembly Instructions



THIS INSTRUCTION BOOKLET CONTAINS IMPORTANT SAFETY INFORMATION.
PLEASE READ AND KEEP FOR FUTURE REFERENCE.

Thank you for selecting one of our seating solutions.

We are committed to excellence. Our primary objective is to provide fast, friendly customer service to all of our customers.

We are here to help if you have any questions, comments, or are in need of warranty replacement parts.

Limited Warranty

We warrant its products to be free from defects in materials and workmanship (normal wear and tear, fading and stretching excepted), for one year from the date of purchase, except as provided below under the limited warranty.

The exceptions or exclusions to this warranty are as follows:

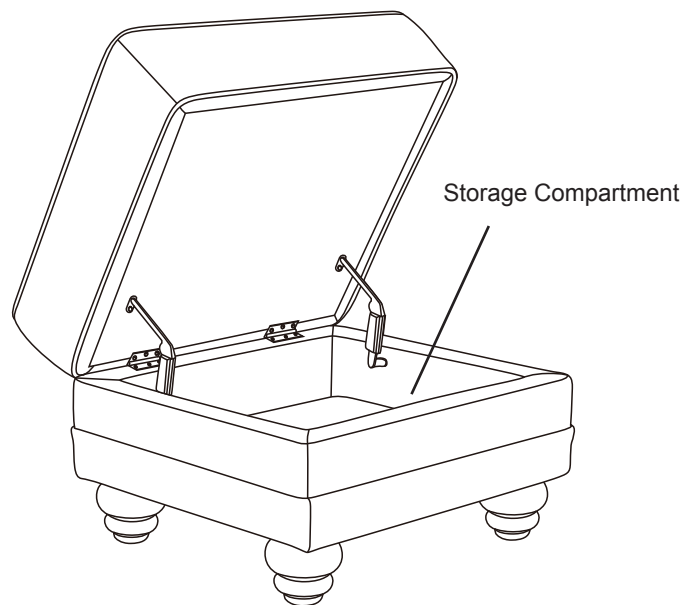
1. Any warranty claim that is submitted after the limited warranty period, or without proper proof of purchase will not include the cost of parts, labor, or delivery.
2. This warranty shall not apply to products which have been subjected to misuse, neglect, alteration, modification, or attachments, either caused by the original purchaser, shipping, storage, accident, fire, flood, or acts of God.

In the event of a defect in material or workmanship covered by this warranty, We will repair or replace, at their discretion, without charge the warranted furniture within a reasonable amount of time. We reserve the right to require damaged parts to be returned to us upon request. Natural markings such as scars, brands, grain variations, wrinkles, color variations, etc. will be considered normal characteristics and not construed as defects. We cannot warrant leather against scratching or scuffing, as all leather is subject to blemishes with use.

For claims or questions concerning this warranty, please contact us. Be prepared to provide your name, address, daytime phone number, the model and purchase order number of the product, date of purchase, and the store where it was purchased. We require that the original sales receipt be submitted with all requests to confirm that you are the original purchaser according to our written warranty.

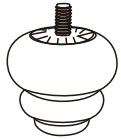
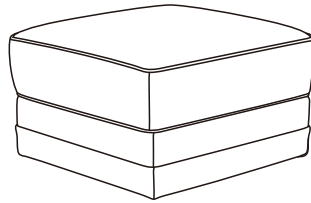
This warranty gives you specific rights, and you may also have other rights, which vary from state to state.

All warranties are limited to the original purchaser for normal use by a maximum of two users. Total weight capacity is 500 pounds or less for two users, or 250 pounds or less for a single user.

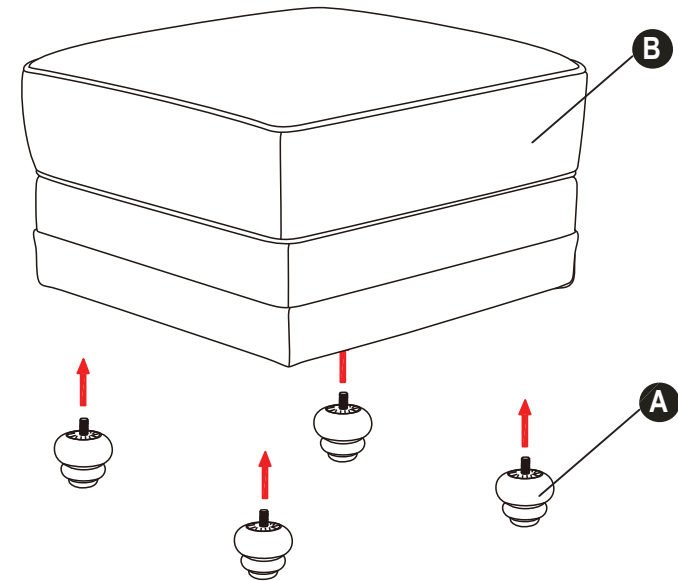


NOTES:

- **Please read the instruction sheets completely before assembly.**
- **Remove all parts from carton and ensure all parts are included prior to assembly.**
- **Assemble the storage ottoman on a protected surface to avoid scratching the components.**
- **Do not use power tools.**
- **Two people are recommended for assembly.**

**A** Wood Legs with Washers (4)**B** Ottoman (1)

Step 1 -- Open the Ottoman (B) and take out the Wood Legs with Washers (A) out of the ottoman. Remove the plastic caps on the threaded bolts of each leg. Attach the Wood Legs with Washers (A) to the corners of the Ottoman (B).



Important! Please read:
Part A is inside of
part B.