ASSEMBLY INSTRUCTION

CT-003-7575-WMD

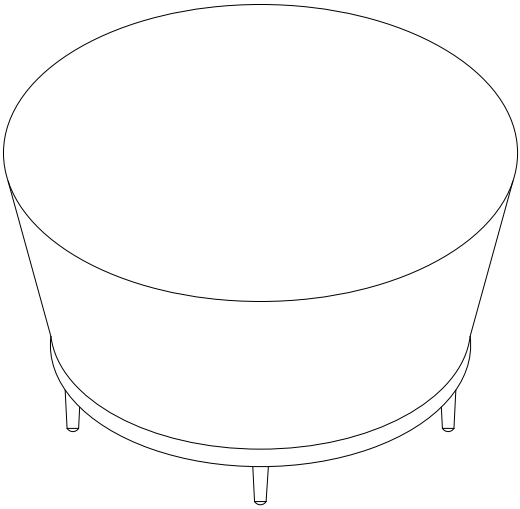

1X1PCS

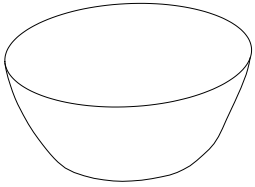

2X1PCS

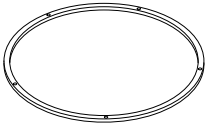

3X4PCS

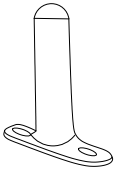

AX8	BX8	CX1
 M6X10	 M6X14	 5#
DX5	EX10	
		

The first assembly scheme

1X1PCS	EX10PCS
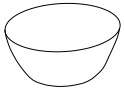	

The first way of use

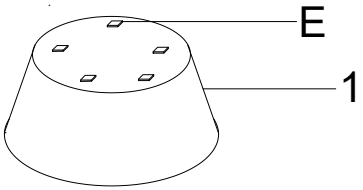

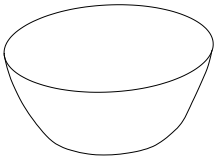

The secondt way of use

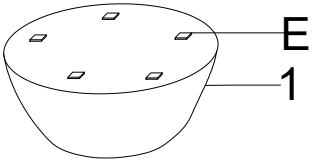

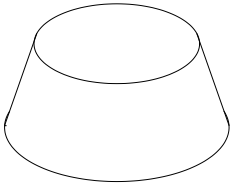

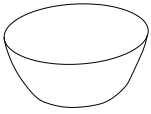

or

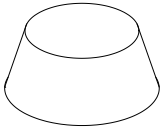

Both sides can be used as desktops.

The second assembly option.

1X1PCS	2X1PCS	3X4PCS	AX8PCS	BX8PCS	CX1PCS	DX5PCS
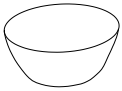		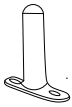	 M6X10	 M6X14	 5#	

1

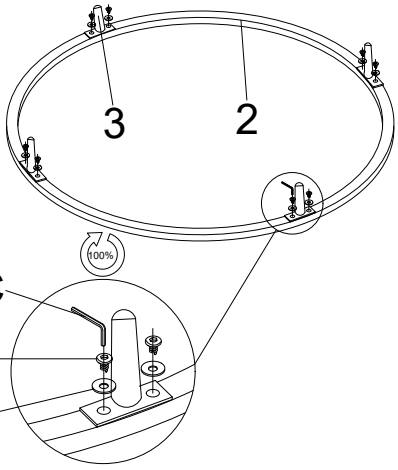

2

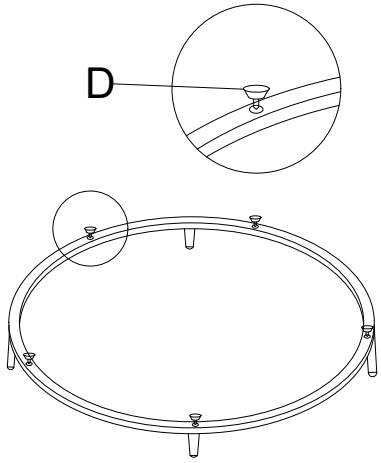

3

