




**⚠ "IMPORTANT, RETAIN FOR FUTURE REFERENCE: READ CAREFULLY"**

**1. Confirm all parts are present prior to assembly.**

Item no.	Reference Image	Qty.
<b>A</b>		<b>X1</b>
<b>B</b>		<b>X1</b>
<b>C</b>		<b>X1</b>

**⚠ DANGER: ELECTRICAL CORDS CAN BE HAZARDOUS**  
Misuse Can Result In FIRE or DEATH by ELECTRICAL SHOCK  
Please Read BOTH SIDES Carefully and Follow All Directions.

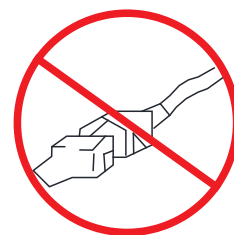
**BEFORE USE**

- A Cord Set Not Marked For Outdoor Use Is To Be Used Indoors Only. See Label For Outdoor Marking.
- Inspect Thoroughly Before Each Use. DO NOT USE IF DAMAGED.
- Look For the NUMBER OF WATTS On Appliances To Be Plugged into Cord.
- See PRODUCT or LABEL Markings for SPECIFIC WATTAGE.
- Do Not Plug More Than the SPECIFIED NUMBER OF WATTS Into This Cord.
- Do Not Run Through Doorways, Holes in Ceilings, Walls or Floors.
- Make Sure Appliance is OFF Before Connecting Cord to Outlet.
- FULLY INSERT Plug into Outlet.
- Do Not Remove, Bend or Modify Any Metal Prongs or Pins of Cord.

- Do Not Use Excessive Force to Make Connections.
- Do Not Connect a Three-Prong Plug to a Two-Hole Cord. THIS IS A POLARIZED CORD

### **DURING USE**



- Keep Away From Water.
- DO NOT USE WHEN WET.
- Keep Children and Pets Away From Cord.
- Do Not Plug One Extension Cord Into Another
- AVOID OVERHEATING. Uncoil Cord and Do Not Cover It With Any Material.
- Do Not Drive, Drag or Place Objects Over Cord.
- Do Not Walk on Cord.



### **AFTER USE**

- GRASP PLUG to Remove From Outlet.
- Always Store Cord INDOORS.
- Always Unplug When Not In Use.
- Do Not Unplug By Pulling On Cord.

**DO NOT REMOVE THIS TAG SM401E**



**Installation Completed**