

floor lamp with bell shade, ORB, 64.5"
13W FS-CFL 2700K, bulb included

ASSEMBLY INSTRUCTION



ASSEMBLY INSTRUCTION

ASSEMBLY TIPS:



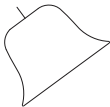

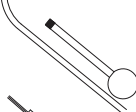
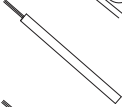


- 1. Remove hardware from box and sort by size.
- 2. Please check to see that all hardware and parts are present prior to the start of assembly.
- 3. Please follow attached instructions in the sequence indicated to assure fast and easy assembly.



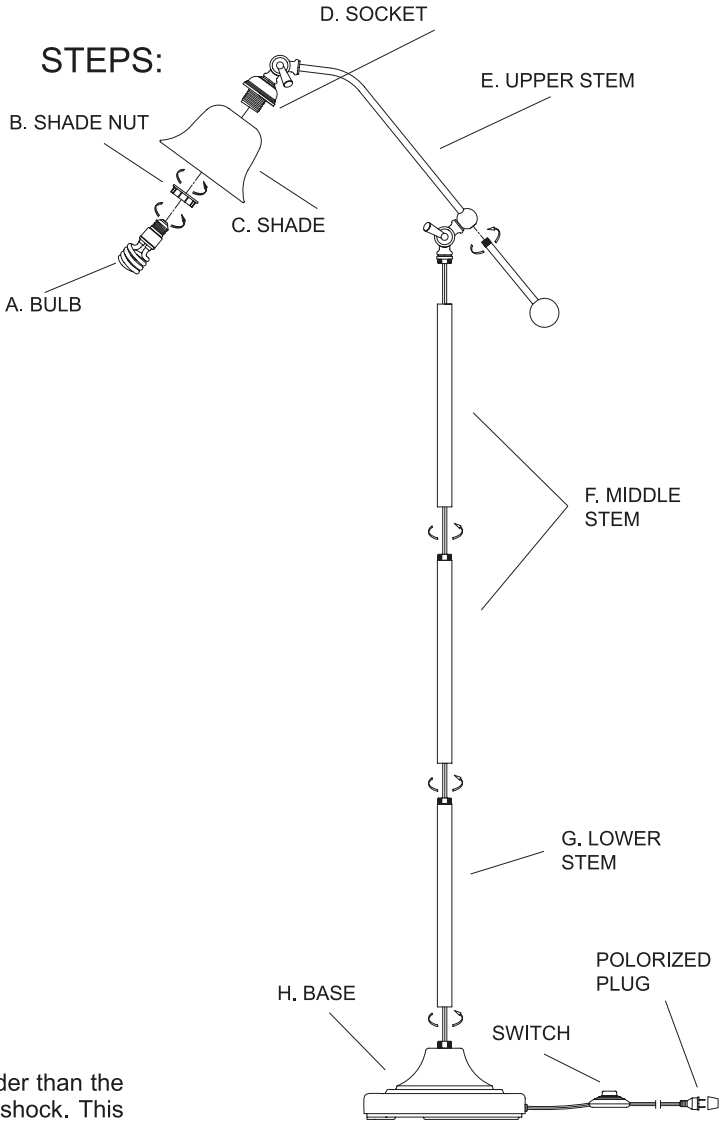
Warning!

Do not attempt to repair or modify parts that are broken or defective. Please contact the store immediately.
 This product is for home use only and not intended for commercial establishment.

PARTS IDENTIFICATION:

A. Bulb		1 PC
B. Shade nut		1 PC
C. Shade		1 PC
D. Socket		1 PC
E. Upper stem		1 PC
F. Middle stem		2 PCs
G. Lower stem		1 PC
H. Base		1 PC

STEPS:



CAUTION IMPORTANT SAFETY INSTRUCTIONS

This portable lamp has a polarized plug (one blade is wider than the other) as a safety feature to reduce the risk of electric shock. This plug will fit in a polarized outlet only one way. If the plug does not fit fully in the outlet, reverse the plug. If it still does not fit, contact a qualified electrician. Never use with an extension cord unless the plug can be fully inserted. Do not alter the plug.

13W CFL 2700K bulb included