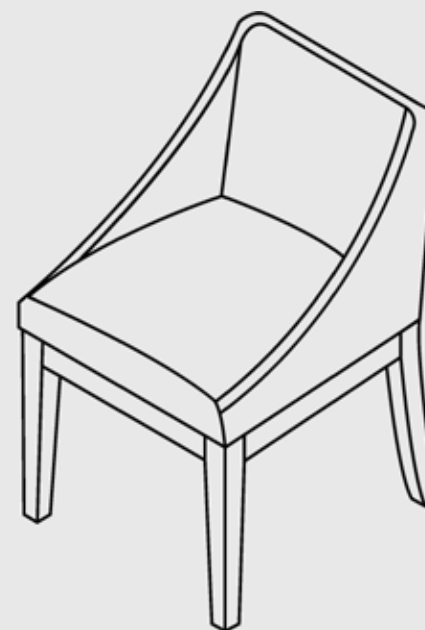


Model: _____

Lot No: _____

Date of Purchase: _____

SWOOP BACK UPHOLSTERED DINING CHAIR



ADULT ASSEMBLY REQUIRED

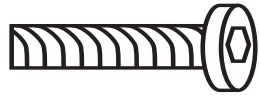
If you are missing any parts or have any questions regarding assembly, do not return this item to the retailers store. Please call our toll- free customer service number and have this assembly manual open to the parts list ready to provide the model name, and part name or number.



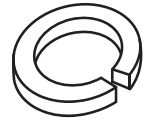
WARNING: This product may contain small components, please ensure they are kept away from small children.

PARTS AND HARDWARE

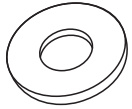
Avoid using sharp objects such as a knife to cut open packing as you may accidentally damage the upholstery.



A. Bolt (5/16 x 2)
8x



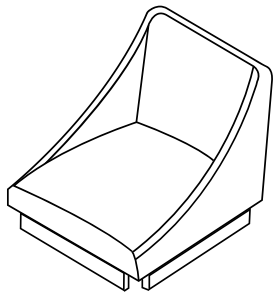
B. Lock Washer
8x




C. Flat Washer
8x



D. Allen Key
1x



E. Seat Body
1x



F. Front Legs
2x

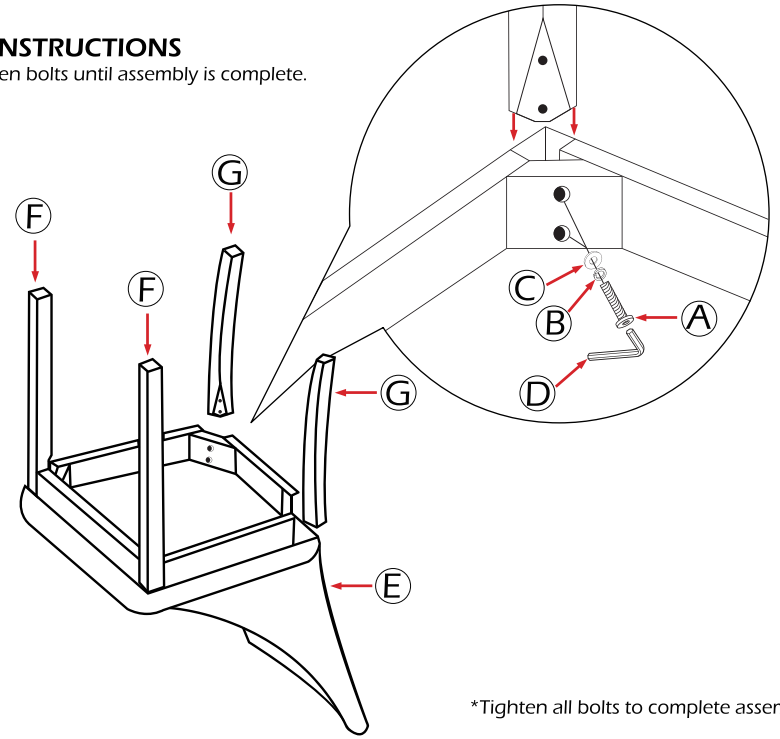


G. Back Legs
2x

ASSEMBLY INSTRUCTIONS

Do not fully tighten bolts until assembly is complete.

1



*Tighten all bolts to complete assembly.

