



**USER'S MANUAL**  
**Swing Glider Chair**

THIS INSTRUCTION BOOKLET CONTAINS IMPORTANT SAFETY INFORMATION. PLEASE READ AND KEEP FOR FUTURE REFERENCE.

--	--

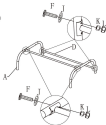
---

## Before You Start

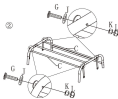
- ⊗ Please read all instructions carefully.
- ⊗ Retain instructions for future reference.
- ⊗ Separate and count all parts and hardware.
- ⊗ Read through each step carefully and follow the proper order.
- ⊗ We recommend that, where possible, all items are assembled near to the area in which they will be placed in use, to avoid moving the product unnecessarily once assembled.
- ⊗ Always place the product on a flat, steady and stable surface.
- ⊗ Keep all small parts and packaging materials for this product away from babies and children as they potentially pose a serious choking hazard.

A		2
B		2
C		2
D		2
E		1
F		8
G		8
H		2
I		4
J		22
K		22
L		22
M		1
N		1

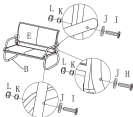
①



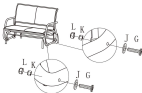
②



③



④



---

⑤

