

Features

- Center-guided mechanism for smooth, quiet sliding action and easy cleaning
- Contemporary towel bar and knob combination offers storage on the outside of the door without encroaching on the bathing space
- CleanCoat®+ glass coating creates a hydrophobic barrier that repels water, soap scum, and residue, saving time and protecting shower doors 10 times longer than original CleanCoat. (Based on 2021 internal wear/abrasion testing using a microfiber cloth.)
- Tempered glass ensures enhanced safety and durability

Material

- Frameless, 1/4" (6 mm) thick Crystal Clear tempered glass

Technology

- Frameless design with minimal metal allows for greater ease of cleaning
- Low bottom track creates easy entry and exit to the bathing space

Installation

- Out-of-plumb adjustability simplifies installation
- Sliding shower door
- Not for use in hospitality



Codes/Standards




ANSI Z97.1
CAN/CGSB-12.1
CPSC 16CFR 1201

KOHLER® Bath and Shower Doors Ten-Year Limited Warranty

See website for detailed warranty information.

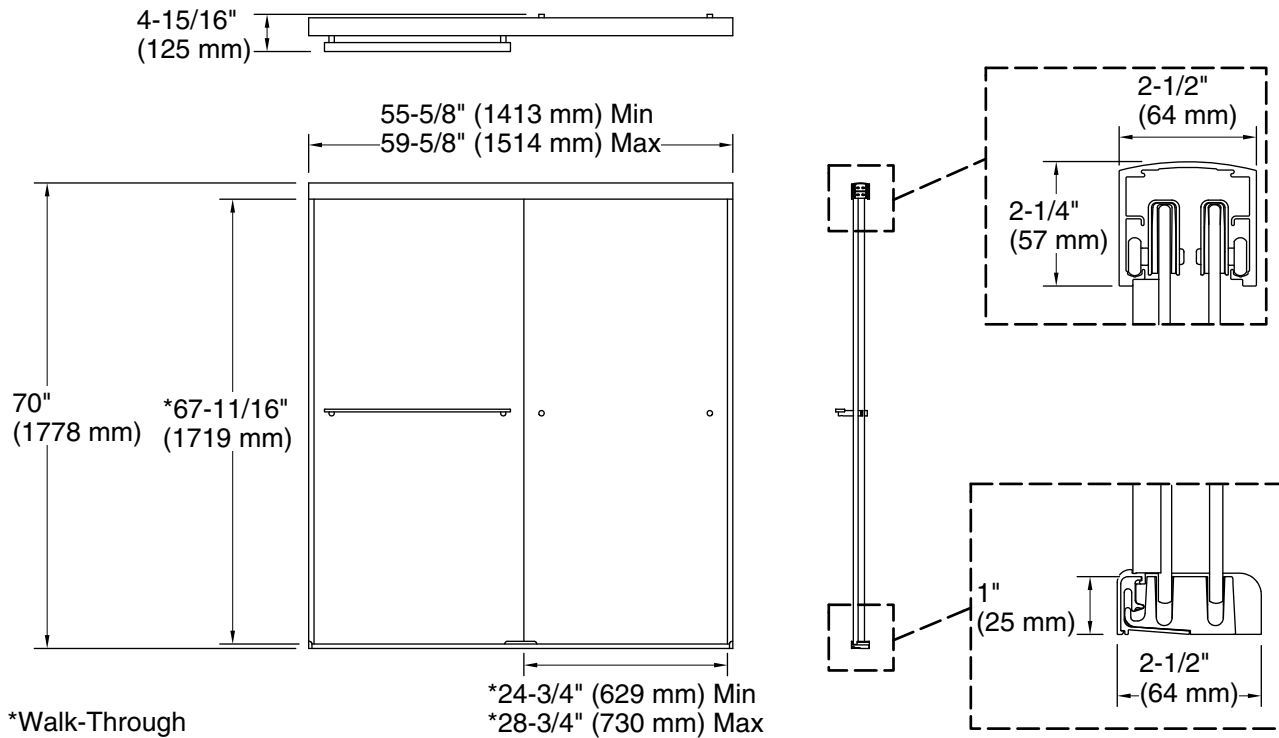
Available Colors/Finishes

Color tiles intended for reference only.

| Color | Code | Description |
|---|------|-------------------------|
|  | SHP | Bright Polished Silver |
|  | ABZ | Anodized Dark Bronze |
|  | BNK | Anodized Brushed Nickel |

Available Glass Options

| Code | Description |
|------|---------------|
| L | Crystal Clear |



Technical Information

All product dimensions are nominal.

Base-To-Wall 3/8" (10 mm)

Radius – Max:

Notes

Install this product according to the installation guide.

Wall jambs are made of clear plastic and may not cover existing shower door holes.

NOTICE: The vertical opening should be a minimum of 72-1/2" (1842 mm) to allow clearance for installing the top track over the wall jambs.

The vertical opening should be a minimum of 72-1/2" (1842 mm) to allow for installation clearance.