


# Upholstered Furniture Care Guide


We love the upholstered furniture you chose! Make sure to unpack your piece carefully so it does not get torn by sharp objects. To keep it looking like new, please review the tips below.

Be sure to consult your owner's manual for more detailed instructions, as specifications may vary across manufacturers. We recommend keeping a copy of this document for future reference.



## Unpacking

Please unpack your upholstery carefully! Sharp objects can tear your upholstery.



## Cleaning Tips

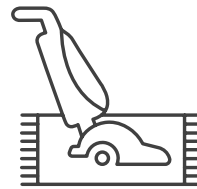
Always address spills immediately to prevent permanent staining. Your product should have a tag with one of the following letters to indicate the necessary treatment for your upholstery:

**W:** Only use water-based detergents.

**S:** Only use dry, solvent-based cleaners.

**S/W:** Use either water-based or dry, solvent-based cleaners.

**X:** Only vacuum. All cleaning should be done by a professional.



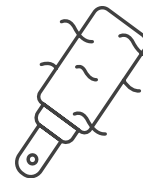
## Suede

- Vacuum your piece monthly to keep the suede looking like new.
- Use a nylon brush to remove any dirt or food.
- Contact a professional annually for a deep clean.



## Stubborn Stains

- Blot stains with a damp cloth and a dash of dish soap.
- Wipe away excess water with a clean towel.
- Let the material air-dry fully before use.



## Additional Tips

- Vacuum to remove any loose crumbs or dirt.
- Have a pet? Use a lint roller to gather up any fur.

## Preventative Care

- Rotate pillows and cushions monthly to ensure even wear.
- Avoid placing your piece in direct sunlight to prevent fading.
- Add a slipcover. Most are machine-washable and can change up your style!