

# Operating Instructions

**Caution : You must read this before you proceed**

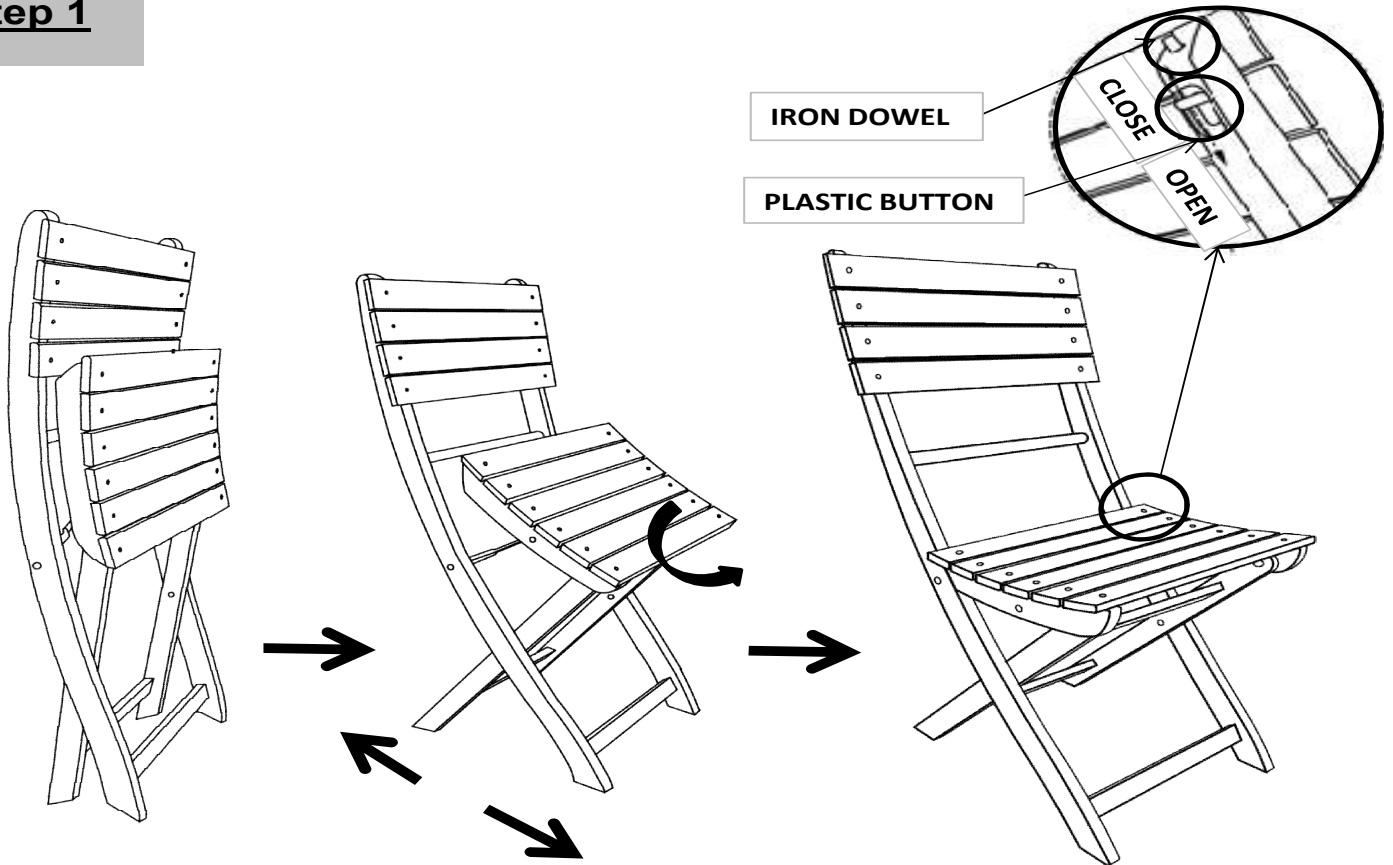
## FOLDING CHAIR



**CAUTION** : This Chair is NOT a TOY.  
Keep your child / children at bay when opening or folding  
the Chair.

## Operating Instructions

### Step 1



**Position the Chair as pictured.**

**To open,** pull the Seat forward with one hand and steady the chair with your other hand. Unfold Leg Frame as indicated by the arrows, until the Chair folds out and locks into position.

**Note:** There is a plastic button under seat frame, by hand pull this up and down to lock the iron dowel into position

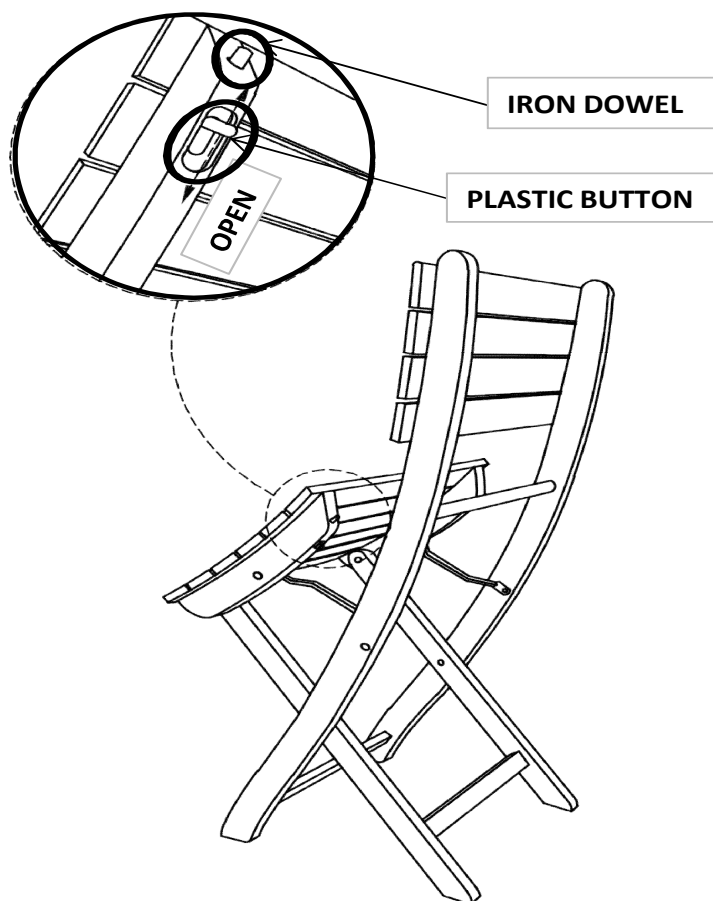
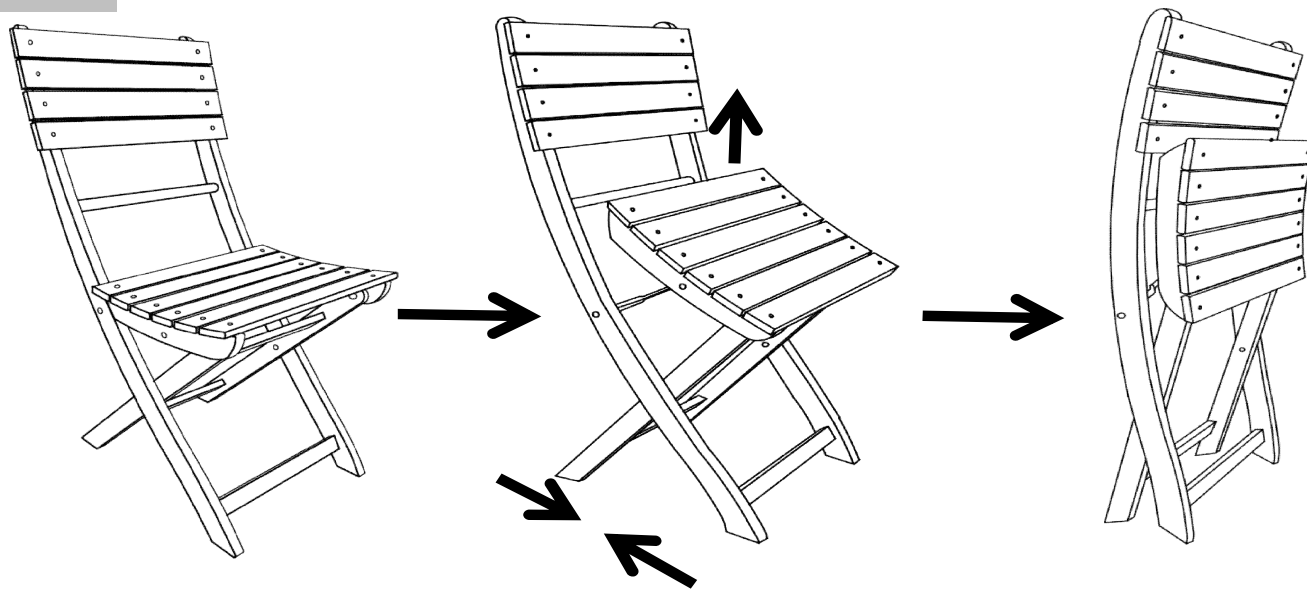
### Step 2



Your Chair is ready for use.

**This Chair can only be used on a flat, level surface.**



















### Step 3



**To close,** pull the Seat up and fold Iron Leg Frame as indicated by the arrows, by hand, until the Chair folds shut

**Note:** There is a plastic button under seat frame, by hand pull this down to open the iron dowel before pull the Seat up as picture shown

## Care & Maintenance

-   ● Do not put hot items directly on furniture surface
  -   ● Do not clean furniture with harsh cleansers or polish.
  -   ● To obtain the longest lifespan of your outdoor products, minimizing exposure to direct sunlight is recommended.
  -   ● Children should not climb or jump on the furniture.
  -   ● Do not write on furniture without a padded barrier to protect the surface.
  -   ● To obtain the longest lifespan of your outdoor products, avoid extended and lengthy exposure to rain, snow, and direct sunshine. Whenever possible cover the product and /or place under patio or awnings.
  -   ● Not for commercial use. For residential use only .
  -   ● Stains may be removed with mild soap solution and damp cloth.
- 
-   ● Dust and pick-up spills using a clean, non-colored, lint-free cloth .

### What is Proposition 65?

Proposition 65 is a law that requires warning labels on products that may contain one of more than 800-plus chemicals or ingredients that the Office of Environmental Health Hazard Assessment (OEHHA) has deemed to cause cancer or other reproductive toxicity. Chemicals and elements on this list include wood dust, brass, and other everyday substances, which can be found in very common household items, such as: lamps, tableware, jewelry, crystal glasses, electric cords, beauty products, automobiles, and furniture.

### Why Did I Find a Proposition 65 Warning on My Home Goods Product?

We include Proposition 65 warnings on all of our products because there is always a chance that one of the 800-plus common chemicals and ingredients listed under this law could potentially be on our furniture or packing materials. We risk large fines under this law, if we don't include this warning.

### Should I worry?

We realize you may be worried finding this warning on our products, but we want to reassure you that the hazardous exposure limits for any of these chemicals have never been found on furniture products that we've shipped to our customers. Additionally, this warning label is very common and can be found on almost every piece of furniture sold in the state of .

### Just How Common Are Proposition 65 Warnings?

Proposition 65 warnings have become so common in that it is hard to take a trip to a local bank, grocery store, or restaurant without finding at least one warning. In fact, even the Disney Land Resort has a Proposition 65 warning:

