

## Shoe Cabinet Installation Instructions

Before installing using the product, please read these instructions carefully before assembling the product.

Use for home bedroom private room, etc.

Material: steel, plastic fittings, Oxford cloth or non-woven fabrics








Toxic substances: None

### Precautions:

1. Do not touch the cut surface of the steel pipe
2. Make sure that the various parts of the accessories are complete
3. Be sure to follow the installation sequence assembly instructions

### list:

Weather colder regions Note: Soak interface with warm water for a few minutes

ITEM	QTY	IMAGE
Short tube	32	 17CM
Middle tube	18	 24CM
Long tube	16	 95CM
Tee joint	28+2	
Right angle	4	
Tee Feet	4	
Net cloth	8	 89X27.8CM

